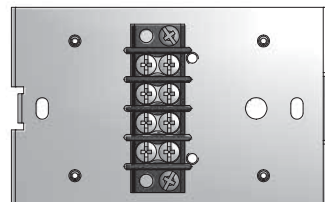
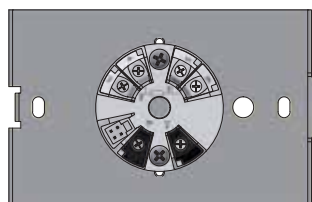
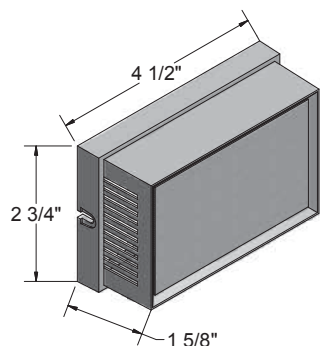


The Pyromation thermostat temperature sensors are provided with the sensor, or the sensor and a (4 to 20) mA temperature transmitter, mounted on a subplate within a standard size thermostat housing. The thermostat housing measures 2 3/4" h x 4 1/2" w x 1 5/8" d and can be mounted either horizontally or vertically on a 2" x 4" electrical handibox. The cover is vented on two sides to provide for airflow over the sensing element, regardless of mounting position. The standard temperature sensing elements are available as a fluoropolymer insulated thermocouple or a three-wire RTD. Matching transmitters are available for all configurations and output ranges.



Temperature Range (-40 to 85) °C

ORDER CODES

Example Order Number:

2215-RBF185L3 - T

Thermostat Housings

CODE	DESCRIPTION
2215 - RBF185L3	Thermostat housing with integral 100 Ω platinum RTD 0.003 85 0 °C ⁻¹ temperature coefficient Class B
2215 - (J, K, T, E)	Thermostat housing with integral thermocouple element
2415	Thermostat housing with base plate and 4-position terminal strip - no sensing element

Option

CODE	DESCRIPTION
T31	4-20 mA RTD transmitter mounted in housing with sensor
T71-00	(4 to 20) mA isolated Programmable transmitter
T72-00	(4 to 20) mA dual input, isolated HART® head-mounted transmitter
See Instrument Section for Transmitter Information	

HART® is a registered trademark of HART Communication Foundation.

