

CHARACTERISTICS

Ambient temperature	-20 ÷ 80 °C
Fluid	filtered air, with or without lubrication
Working pressure	1,5 ÷ 10 bar
End-caps	aluminium
Barrel	aluminium
Piston	aluminium
Guide slide	technopolymer
Piston rod	stainless steel
Piston seal	NBR
Guide bush for piston rod	standard supplied
Piston rod scraper seal	polyurethane
Shock absorber seals	NBR (standard supplied)



CODIFICATION KEY

W	1	0	0	0	3	2	0	0	5	0		
1	2	3	4	5	6	7						

1 Series	2 Type	3 Version
W = Ø 12÷100 mm Short Stroke Cylinders	1 = Stainless steel piston rod 7 = Stainless steel piston rod with male rear hinge, versions 60 and 70 (except for bore Ø12)	00 = D.A. Standard version 01 = D.A. Through piston rod 10 = D.A. Non-rotating piston rod (except for Ø 12) 11 = D.A. Non-rotating through piston rod (except for Ø 12) 31 = D.A. Hollow through piston rod (except for Ø 12-16) 60 = S.A. Retracted piston rod 70 = S.A. Extended piston rod

D.A. = Double acting
S.A. = Single acting


4 Bore (mm)	5 Stroke (mm)	6 Option	7 Magnetic
012 = Ø12 040 = Ø40 016 = Ø16 050 = Ø50 020 = Ø20 063 = Ø63 025 = Ø25 080 = Ø80 032 = Ø32 100 = Ø100	Single acting 0005 - 0010 (Ø12÷25) 0005 - 0010 - 0025 (Ø32÷100) Double acting 0005 - 0010 - 0020 - 0025 0030 - 0040 - 0050 (Ø12-16) 0005 - 0010 - 0020 - 0025 0030 - 0040 - 0050 - 0075 (Ø20÷100)	S = Safety distance (only for versions 10 and 11)	M = Magnetic version (except for Ø 12)

FIXING ELEMENTS AND ACCESSORIES


Ø	Nipple	DF sensor and DHF covering strip	Cable clamping for DF sensor	DH sensor
12	WF-50012	DF DHF-0020100	DF-001	DH
16	WF-50012			
20	WF-50020			
25	WF-50020			
32	WF-50032			
40	WF-50040			
50	WF-50050			
63	WF-50063			
80	WF-50080			
100	WF-50080			

New tube


Traditional tube




- 1 Groove for DF series recessed sensor
- 2 Groove for DH series traditional sensor




Ø 12 mm




Ø 16-20 mm



Ø 25-32 mm



Ø 40 mm



Ø 50-63-80-100 mm