



HRF-HD8 Series

Heavy Duty Foot Switches

- Impact resistant aluminum die-casting foot guard
- Adjustable pedal height from 20 to 45mm
- IP67 rated with silicon gasket
- 24K gold plated contacts
- Fluorescent label for safety in the dark



Replacement Contact Block

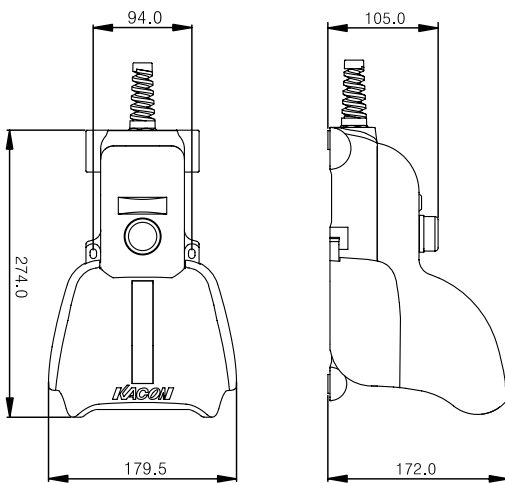
| Part number | Contact Block |
|-------------|----------------|
| HD8S111 | KSB1 |
| HD8S211 | KSB1-1, KSB1-2 |
| HD8S212 | |
| HD8S311 | KSB1-A |
| HD8S811 | SKSB1-S |
| HD8L811 | |

Specifications

| | HD8S111 | HD8S211 | HD8S212 | HD8S311 | HD8S811 | HD8L811 |
|-----------------|-----------------------|--------------------------|-----------------------|----------------------|---------------------|--|
| Contact Form | 1NO + 1NC | | 2NO | 1NO + 1NC | | |
| Operation Type | Standard | Two-Stage Type | | Self-Holding Type | Safety-Reset Button | Safety-Reset Button, Anti-Misoperation Lever |
| Function | Momentary | | | Momentary/Maintained | | |
| Body Material | Aluminum Die-casting | | | | | |
| Contact Ratings | Contact Material | Ag Alloy (24K Au Plated) | | | | |
| | Rated Current | 20A 250VAC | | | | |
| | Rated Voltage | Max. 440VAC | | | | |
| | Contact Resistance | Max. 50mΩ | | | | |
| General Ratings | Dielectronic Strench | | 2,000VAC for 1 minute | | | |
| | Life Cycle | Electrical | 200,000 | | | |
| | | Mechanical | 1,000,000 | | | |
| | Degree of Protection | | IP67 | | | |
| | Insulation Resistance | | 100MΩ | | | |

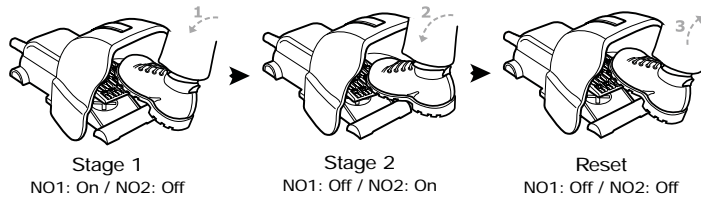
Dimensions

(Unit: mm)

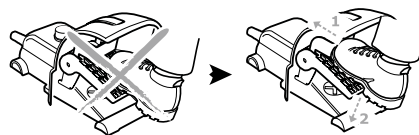


Operation Types


Two-Stage Type



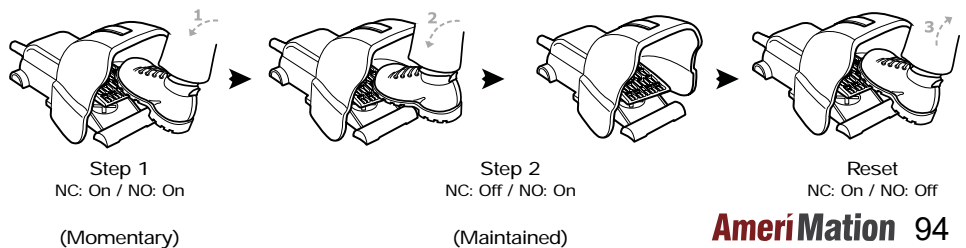
Anti-Misoperation Lever Type



Safety-Reset Button Type (for emergency stop)



• Self-Holding Type (Momentary/Maintained)



Diagram

