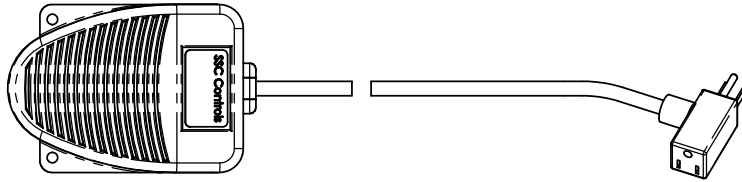


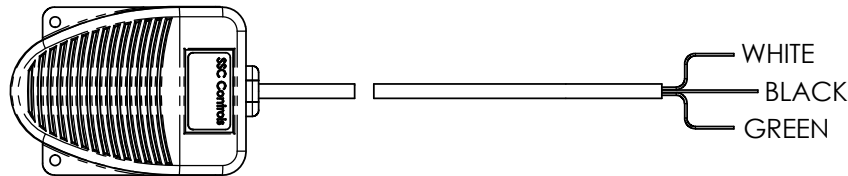
THE INFORMATION CONTAINED IN THIS DRAWING IS THE SOLE PROPERTY OF THE SSC CONTROLS COMPANY AND IS NOT TO BE USED, REPRODUCED, OR DISCLOSED WITHOUT THE EXPRESS WRITTEN PERMISSION OF THE SSC CONTROLS COMPANY.

CABLE LENGTH (ALL UNITS): 8 FEET
 UL/CSA/NEMA ENCLOSURE TYPE 1
 SEE SPECIFIC MODELS FOR ELECTRICAL RATINGS.
 AVAILABLE IN MOMENTARY OR MAINTAINED ACTION.



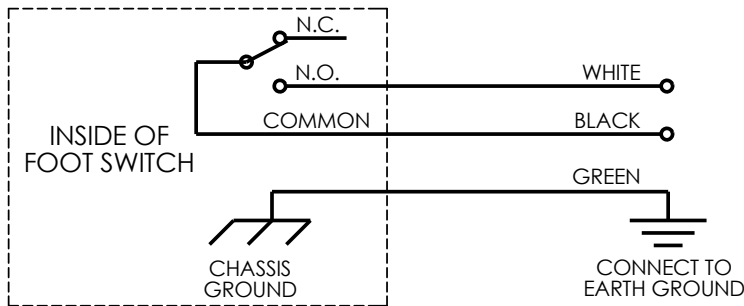
MODEL WITH PLUG (F200-1501, F300-1501, F500-1501)

MODELS WITH 3-PRONGED PLUG
 PLUG INTO ANY STANDARD 120V WALL OUTLET (NORTH AMERICAN), THEN PLUG YOUR DEVICE INTO THE BACK END OF THAT PLUG. WHEN YOU PRESS THE FOOT SWITCH, THE DEVICE WILL TURN ON.



MODELS WITH LEADS (F200-1502, F300-1502, F500-1502)

MODELS WITH LEADS ON THE CABLE (SEE WIRING DIAGRAM)
 1) DISCONNECT INPUT POWER BEFORE INSTALLING OR SERVICING.
 2) THE SWITCH IS TYPICALLY WIRED INTO ONE SIDE OF THE ELECTRICAL CIRCUIT (NORMALLY THE "HOT" SIDE, IF APPLICABLE).
 3) FOLLOW ALL APPLICABLE ELECTRICAL CODES AND CONSULT AN ELECTRICIAN WITH QUESTIONS.
 4) THE WHITE AND BLACK LEAD COLORS ON THE FOOT SWITCH CABLE HAVE NO RELEVANCE TO HOUSEHOLD WIRING.



WIRING DIAGRAM (F-SERIES MODELS WITH LEADS):
 SHOWN IN THE AT-REST OR OFF POSITION --
 THE SWITCH IS OFF UNTIL THE PEDAL IS PRESSED.

WARNING: TO AVOID PERSONAL INJURY, DO NOT USE FOOT SWITCHES ON MACHINERY LACKING EFFECTIVE POINT-OF-OPERATION SAFEGUARDS.

DISCONNECT INPUT POWER BEFORE INSTALLING OR SERVICING ANY FOOT SWITCH.

CONSULT A QUALIFIED ELECTRICIAN WITH QUESTIONS REGARDING SELECTION AND INSTALLATION OF A FOOT SWITCH.

REVIEW THE FOOT SWITCH SAFETY WARNING BEFORE THE SELECTION, INSTALLATION, USE, AND MAINTENANCE OF THIS CONTROL. THE FOOT SWITCH SAFETY WARNING IS SUPPLIED WITH EACH FOOT SWITCH (CONTACT SSC FOR ADDITIONAL COPIES).

CONTACT INFO:
 THE SSC CONTROLS CO.
 PH: 440-205-1600
 FAX: 440-205-1700
 EMAIL: MAIL@SSCCONROLS.COM
 WEBSITE: WWW.SSCCONTROLS.COM

The SSC Controls Company

8909 EAST AVENUE
 MENTOR, OHIO, USA 44060

UNLESS OTHERWISE SPECIFIED, DIMENSIONS ARE IN INCHES AND TOLERANCES ARE AS FOLLOWS: FOR 2 DECIMAL PLACES: ± .02 FOR 3 DECIMAL PLACES: ± .002 FOR ANGLES: ± .5 OF A DEGREE	DRAWING INFORMATION		DRAWING NAME:
	DRAWN BY:	BAM	F-SERIES FOOT SWITCH WIRING DIAGRAM
	CHECKED BY:	JEM	
	DATE:	8/20/14	DRAWING NUMBER:
	SCALE:	NONE	31300