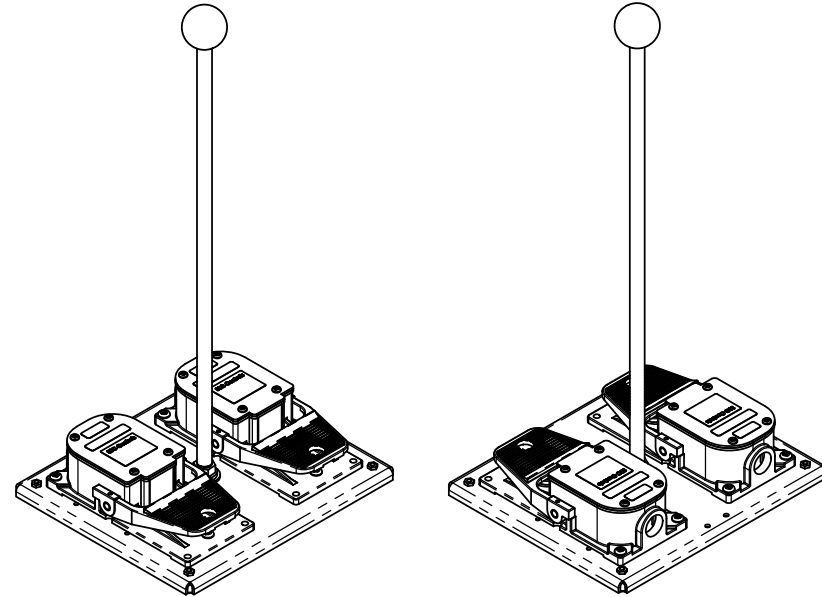
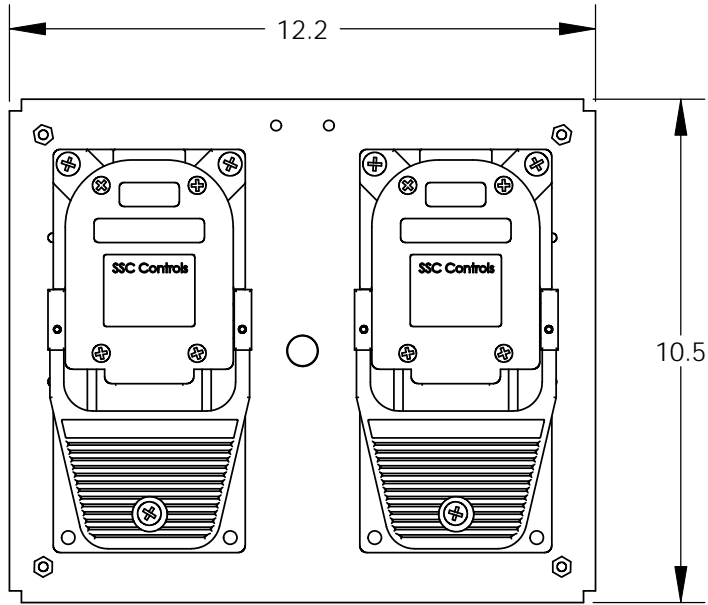


THE INFORMATION CONTAINED IN THIS DRAWING IS THE SOLE PROPERTY OF THE SSC CONTROLS COMPANY AND IS NOT TO BE USED, REPRODUCED, OR DISCLOSED WITHOUT THE EXPRESS WRITTEN PERMISSION OF THE SSC CONTROLS COMPANY.

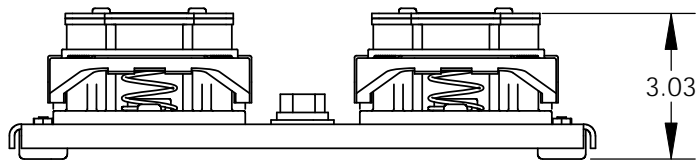


DGX500 MODELS INCLUDE ANY TWO GX-SERIES FOOT SWITCHES MOUNTED ON A STEEL BASE PLATE WITH FOUR RUBBER BUMPER FEET AND OPTIONAL HANDLE.

EXAMPLE: TWO GX500-MO FOOT SWITCHES SIDE BY SIDE ON THE DUAL BASE IS MODEL NUMBER DGX500-MO. A MODEL WITH ONE GX500-MO ON LEFT SIDE (VIEWED FROM FRONT) AND ONE GX502-AT ON RIGHT SIDE IS MODEL NUMBER DGX500-MO/GX502-AT.

CONTACT INFORMATION:

THE SSC CONTROLS CO.
 PH: 440-205-1600
 FAX: 440-205-1700
 EMAIL: MAIL@SSCCONTROLS.COM
 WEBSITE: WWW.SSCCONTROLS.COM



APPROXIMATE WEIGHT: 12.9 LBS (6.0 KG)
 UL/CSA/NEMA ENCLOSURE TYPE 2, 4, AND 13
 IEC ENCLOSURE RATING IP56

The SSC Controls Company

8909 EAST AVENUE
 MENTOR, OHIO, USA 44060

| | | | |
|--|---------------------|----------|--|
| UNLESS OTHERWISE SPECIFIED, DIMENSIONS ARE IN INCHES AND TOLERANCES ARE AS FOLLOWS: FOR 2 DECIMAL PLACES: ± .02 FOR 3 DECIMAL PLACES: ± .002 FOR ANGLES: ± .5 OF A DEGREE | DRAWING INFORMATION | | DRAWING NAME: |
| | DRAWN BY: | BAM | DGX500 DUAL FOOT SWITCH EXTERIOR DIMENSIONS |
| | CHECKED BY: | JEM | DRAWING NUMBER: |
| | DATE: | N/A | N/A |
| | SCALE: | 1:4; 1:8 | |