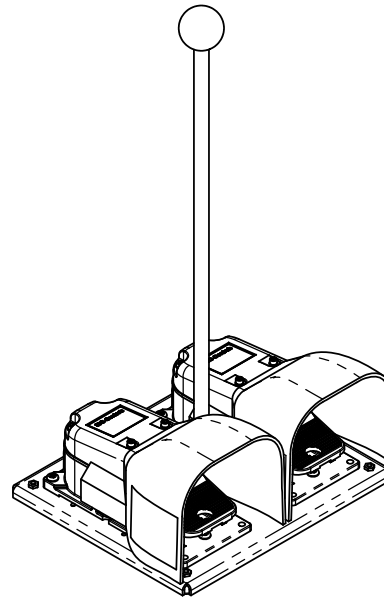
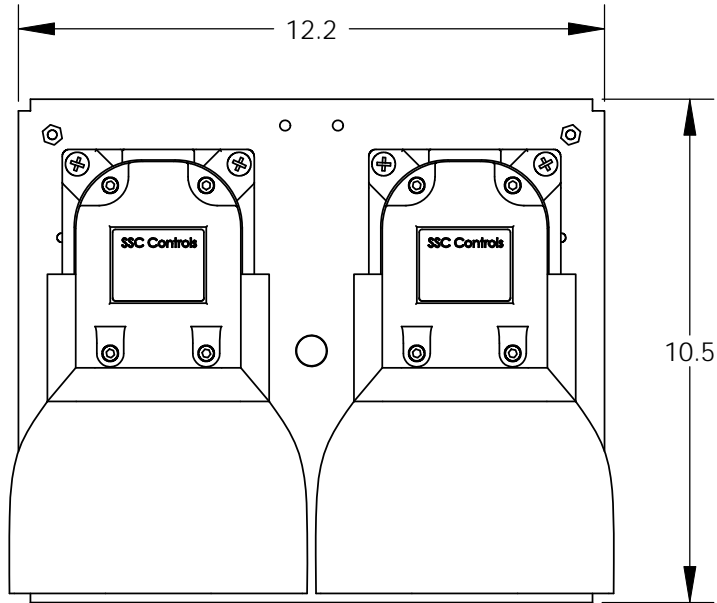
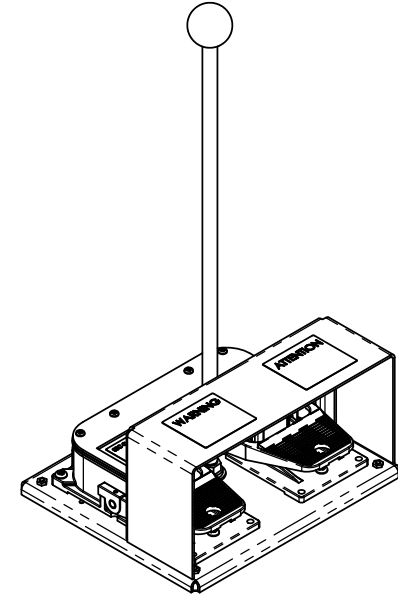


THE INFORMATION CONTAINED IN THIS DRAWING IS THE SOLE PROPERTY OF THE SSC CONTROLS COMPANY AND IS NOT TO BE USED, REPRODUCED, OR DISCLOSED WITHOUT THE EXPRESS WRITTEN PERMISSION OF THE SSC CONTROLS COMPANY.



DG500
(SEPARATE GUARDS)



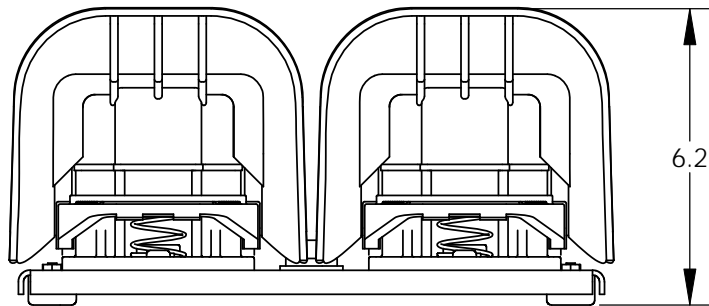
DG500 WITH -OC OPTION
(ONE GUARD WITH NO CENTER DIVIDER)

DG500 MODELS INCLUDE ANY TWO G-SERIES FOOT SWITCHES MOUNTED ON A STEEL BASE PLATE WITH FOUR RUBBER BUMPER FEET AND OPTIONAL HANDLE.

EXAMPLE: TWO G500-MO FOOT SWITCHES SIDE BY SIDE ON THE DUAL BASE IS MODEL NUMBER DG500-MO. A MODEL WITH ONE G500-MO ON LEFT SIDE (VIEWED FROM FRONT) AND ONE G502-MA ON RIGHT SIDE, WITH -OC OPEN COVER OPTION, IS DG500-MO/G502-MA-OC.

CONTACT INFORMATION:

THE SSC CONTROLS CO.
PH: 440-205-1600
FAX: 440-205-1700
EMAIL: MAIL@SSCCONTROLS.COM
WEBSITE: WWW.SSCCONTROLS.COM



APPROXIMATE WEIGHT: 14.7 LBS (6.7 KG)
CSA/NEMA ENCLOSURE TYPE 2, 4, AND 13
IEC ENCLOSURE RATING IP56

The SSC Controls Company

8909 EAST AVENUE
MENTOR, OHIO, USA 44060

UNLESS OTHERWISE SPECIFIED,
DIMENSIONS ARE IN INCHES
AND TOLERANCES ARE AS FOLLOWS:

FOR 2 DECIMAL PLACES: $\pm .02$
FOR 3 DECIMAL PLACES: $\pm .002$
FOR ANGLES: $\pm .5$ OF A DEGREE

DRAWING INFORMATION

DRAWN BY: **BAM**

CHECKED BY: **JEM**

DATE: **N/A**

SCALE: **1:4; 1:8**

DRAWING NAME:

**DG500 DUAL FOOT SWITCH
EXTERIOR DIMENSIONS**

DRAWING NUMBER:

N/A