

2D/3D Profile Sensor

MLWL234 LASER


Part Number

weCat3D



- Blue light for applications on metal, organic or semi-transparent materials
- Optimized profile quality thanks to HDR function
- Precise measuring range resolution X (> 2000 measuring points)
- Up to 12 million measuring points per second

2D/3D Profile Sensors project a laser line onto the object to be detected and generate an accurate, linearized height profile with an internal camera which is set up at a triangulation angle. Thanks to its uniform, open interface, the weCat3D series can be incorporated by means of the DLL program library or the GigE Vision standard without an additional control unit. Alternatively, wenglor offers its own software packages for implementing your application.

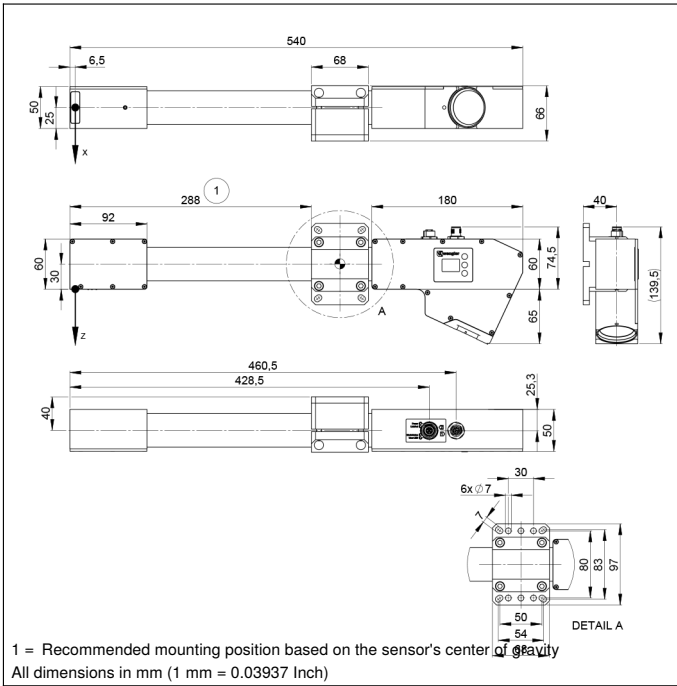


Technical Data

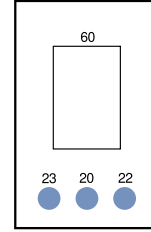
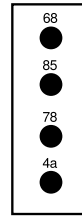
Optical Data	
Working range Z	600...2000 mm
Measuring range Z	1400 mm
Measuring range X	440...1300 mm
Linearity Deviation	350 µm
Resolution Z	39...289 µm
Resolution X	251...683 µm
Light Source	Laser (blue)
Wavelength	405 nm
Laser Class (EN 60825-1)	2M
Environmental conditions	
Ambient temperature	0...45 °C
Storage temperature	-20...70 °C
Max. Ambient Light	5000 Lux
EMC	DIN EN 61000-6-2; 61000-6-4
Shock resistance per DIN IEC 68-2-27	30 g / 11 ms
Vibration resistance per DIN IEC 60068-2-6	6 g (10...55 Hz)
Electrical Data	
Supply Voltage	18...30 V DC
Current Consumption (Ub = 24 V)	300 mA
Measuring Rate	175...6000 /s
Subsampling	350...6000 /s
Inputs/Outputs	4
Switching Output Voltage Drop	< 1,5 V
Switching Output/Switching Current	100 mA
Short Circuit Protection	yes
Reverse Polarity Protection	yes
Overload Protection	yes
Interface	Ethernet TCP/IP
Baud Rate	100/1000 Mbit/s
Protection Class	III
FDA Accession Number	1710273-000
Mechanical Data	
Housing Material	Aluminum
Degree of Protection	IP67
Connection	M12 × 1; 12-pin
Type of Connection Ethernet	M12 × 1; 8-pin, X-cod.
Optic Cover	Glass
Weight	2350 g
Web server	yes
Push-Pull	<input checked="" type="checkbox"/>
Connection Diagram No.	1022 1034
Control Panel No.	X2 A22
Suitable Connection Equipment No.	50 87

Complementary Products

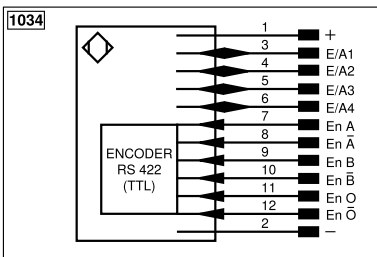
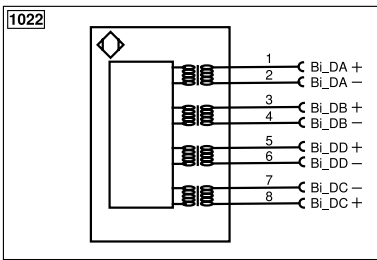
Connection cables
Control Unit
Cooling Unit ZLWK003
Protective Screen Retainer ZLWS003
Software
Switch EHSS001



Ctrl. Panel

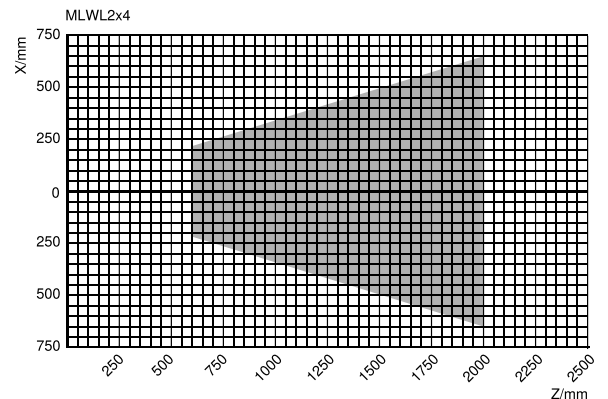
A22
X2


- 20 = Enter key
- 22 = Up key
- 23 = Down key
- 4a = User LED
- 60 = display
- 68 = supply voltage indicator
- 78 = Module status
- 85 = Link/Act LED



Legend			
+	Supply Voltage +	nc	Not connected
-	Supply Voltage 0 V	U	Test Input
~	Supply Voltage (AC Voltage)	Ü	Test Input inverted
A	Switching Output (NO)	W	Trigger Input
Ā	Switching Output (NC)	W-	Ground for the Trigger Input
V	Contamination/Error Output (NO)	O	Analog Output
V̄	Contamination/Error Output (NC)	O-	Ground for the Analog Output
E	Input (analog or digital)	BZ	Block Discharge
T	Teach Input	Amv	Valve Output
Z	Time Delay (activation)	a	Valve Control Output +
S	Shielding	b	Valve Control Output 0 V
RxD	Interface Receive Path	SY	Synchronization
TxD	Interface Send Path	SY-	Ground for the Synchronization
RDY	Ready	E+	Receiver-Line
GND	Ground	S+	Emitter-Line
CL	Clock	±	Grounding
E/A	Output/Input programmable	SnR	Switching Distance Reduction
⊕	IO-Link	Rx+/-	Ethernet Receive Path
PoE	Power over Ethernet	Tx+/-	Ethernet Send Path
IN	Safety Input	Bus	Interfaces-Bus A(+)/B(-)
OSSD	Safety Output	La	Emitted Light disengageable
Signal	Signal Output	Mag	Magnet activation
BI_D+/-	Ethernet Gigabit bidirect. data line (A-D)	RES	Input confirmation
ENo RS422	Encoder 0-pulse 0/0 (TTL)	EDM	Contact Monitoring
PT	Platinum measuring resistor	ENARs422	Encoder A/A (TTL)
			Encoder B/B (TTL)
			Encoder A
			Encoder B
			Digital output MIN
			Digital output MAX
			Digital output OK
			Synchronization In
			Synchronization OUT
			Brightness output
			Maintenance
			Reserved
			Wire Colors according to DIN IEC 60757
			BK Black
			BN Brown
			RD Red
			OG Orange
			YE Yellow
			GN Green
			BU Blue
			VT Violet
			GY Grey
			WH White
			PK Pink
			GNYE Green/Yellow

Measuring field X, Z



Z = Working distance
 X = Measuring Range

