


Barcode Sweep Raster Scanner

FIS-0870-1105 LASER

Part Number



- Ethernet TCP/IP and EtherNet/IP™
- Integrated code reconstruction
- LED scanning rate indicator
- Maximum oscillation rate: 80 oscillations/second
- Teach-in

This sweep raster scanner is suitable for scanning surface areas. The adjustable path-folding angle of the oscillating mirror allows for ideal adaptation to your application.

The following code types can be processed:
Code39, Interleaved 2 of 5, Code128, Codabar, UPC, PDF417, Code93, AIAG, UCC/EAN-128, Micro PDF, Pharmacode, GS1 Databar.

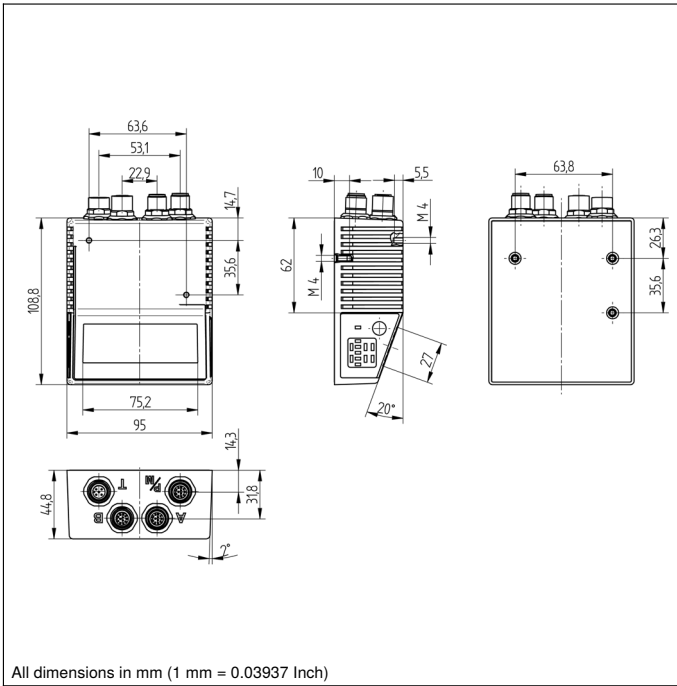


Technical Data

Optical Data	
Barcode Density	Low density
Read Range	102...762 mm
Light Source	Laser (red)
Wavelength	655 nm
Service Life (T = +25 °C)	50000 h
Laser Class (EN 60825-1)	2
Max. Ambient Light	4840 Lux
Opening Angle	60 °
Adjustable Scan Width	yes
Barcode Printing Contrast	> 25 %
Electrical Data	
Supply Voltage	10...28 V DC
Power Consumption	6480 mW
Scan Rate	300...1400 scans/sec
Temperature Range	0...50 °C
Switching Output	Optoisolator
Number of Switching Outputs	3
Switching Output/Switching Current	100 mA
Reverse Polarity Protection	yes
Network Possibilities	Ethernet
Interface	RS-232/422/485
Baud Rate	< 100 MBd
Trigger Input	Optoisolator
Signal Input	Optoisolator
Number of Signal Inputs	3
Acoustic signal	yes
Protection Class	III
FDA Accession Number	8310057-012
Mechanical Data	
Housing Material	Aluminum
Optic Cover	Glass
Weight	453 g
Degree of Protection	IP65
Connection	M12 × 1; 12-pin
Type of Connection Ethernet	M12 × 1; 8-pin
PNP NO/NC switchable	●
NPN NO/NC switchable	●
RS-232 Interface	●
Ethernet	●
EtherNet/IP™	●
Connection Table No.	47
Control Panel No.	Fi2
Suitable Connection Equipment No.	12 13
Suitable Mounting Technology No.	440 330

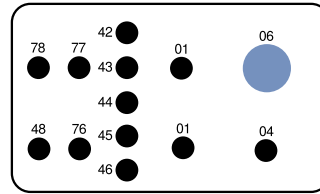
Complementary Products

Connection Box ZAA12NN01
Connection Cable ZCYV00x
Fieldbus Gateway ZAGxxxN01, EPGG001
Power Supply Unit NT10
Software

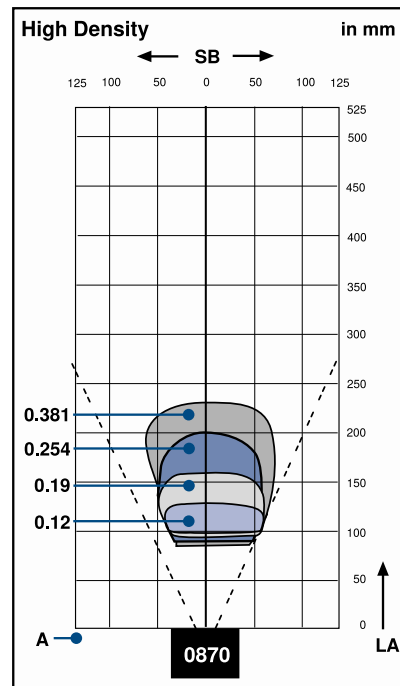
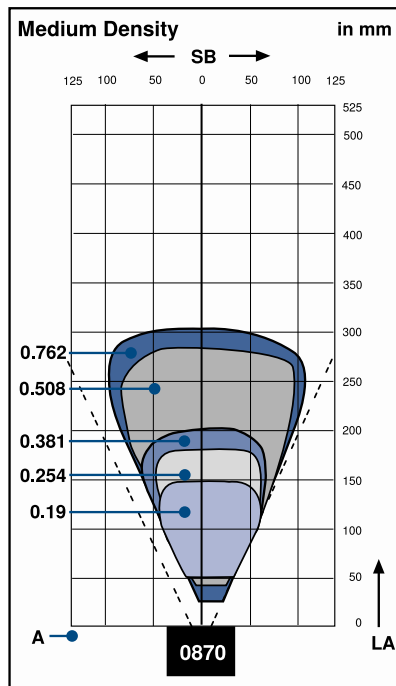
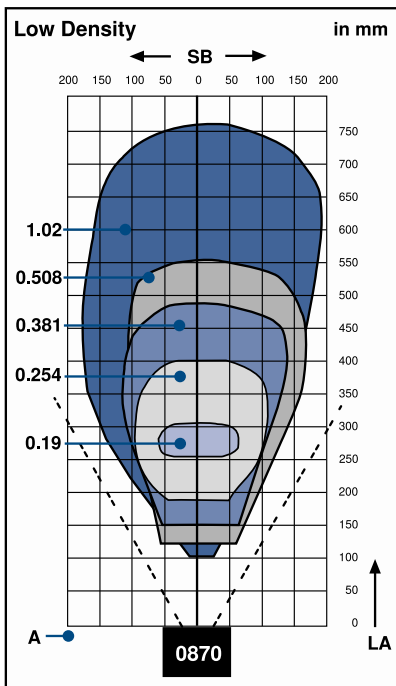


Ctrl. Panel

Fi2



- 01 = Switching Status Indicator
- 04 = Function Indicator
- 06 = Teach Button
- 42 = Reading Performance 100 %/Good Read
- 43 = Reading Performance 80 %/Status/Trigger
- 44 = Reading Performance 60 %
- 45 = Reading Performance 40 %
- 46 = Reading Performance 20 %
- 48 = Network Status
- 76 = Network Tx enabled
- 77 = Network Rx enabled
- 78 = Module status



SB = Scan Width A = Resolution LA = Read Range

Raster configuration

Raster Sweep Angle	0°...10°	11°...20°	21°...34°
Sweeps/sec	80	60	40

