



KBF Series

3Phase Window Type Current Transformer

- 1.15kV Insulation Voltage
- 4.0kV - 1min Withstanding Voltage
- 50/60Hz Frequency
- 40 Over current Strength
- IEC 60044-1 Standard

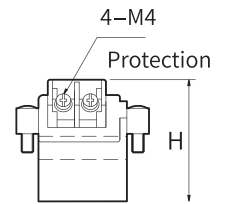
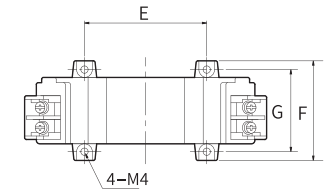
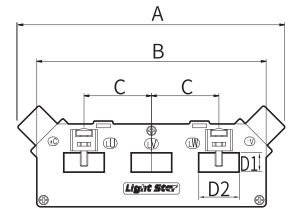
Ordering Information

KBF - 12 , 3.0 Class , 2.5 VA , 50~75 / 5 A

① ② ③ ④ ⑤

	①		②	③	④	⑤	Weight(g)	Dimensions(mm)								
	Type		Class	VA	Primary	Secondary		A	B	C	D1 X D2	E	F	G	H	
3P3W (2CT)	Meter Type	12	3.0 or 1.0	2.5	50~75	5	310	122	102	30	7X16	60	59	49	52	
				5	100											
	Relay type			5P5	5	120~200	1									
					1.5	150~200										
	Meter Type	12S	3.0 or 1.0	2.5	50~75	5	380	122	102	30	7X16	60	69	59	52	
					100~150											
					5											200
					15											200
	Relay type			5P5 or 5P10	1.5	100~150	1									
					1.5	200										
Meter Type	22	3.0 or 1.0	5	100~150	5	310	139	119	35	10X21	70	57	47	25		
				5											200~300	
Relay type			5P5	1.5	150~350	1										
Meter Type	42	1.0	5	200~400	5	410	168	149	44	20X32	87	57	47	70		
				500												
				1.5											400~500	
				1.5											300~400	
Relay type		5P5 or 5P10	1.5	300~400	1											
Meter Type	62	1.0	5	300	5	770	237	218	70	25X46	140	57	47	85		
				400~1200												
				1.5											250~300	
				2.0											350~500	
Relay type		5P10	2.5	600~1000	1											
3P4W (3CT)	Meter Type	13	3.0 or 1.0	2.5	50~100	5	410	122	102	30	7X16	60	59	49	52	
				5	120											
	Relay type			5P5	1.5	150~200	1									
	Meter Type	13S	3.0 or 1.0	2.5	40~60	5	510	122	102	30	7X16	60	69	59	52	
					75~80											
					5											100~150
					15											200
	Relay type			5P5 or 5P10	1.5	100~150	1									
					1.5	200										
	Meter Type	23	3.0 or 1.0	2.5	100	5	390	139	119	35	10X21	70	57	47	25	
					120~150											
	Relay type			5P5	1.5	150~250	1									
	Meter Type	43	1.0	5	200~400	5	570	168	149	44	20X32	87	57	47	70	
					500											
					1.5											150~250
					1.5											400~500
Relay type		5P5 or 5P10	1.5	150~250	1											
			1.5	400~500												
Meter Type	63	1.0	5	60	5	1020	237	218	70	25X46	140	57	47	85		
				75												
Relay type		5P10	1.5	250~300	1											
			2.0	350~500												
			2.5	600~1000												

KBF-12, 12S, 22, 13, 13S, 23



KBF-42, 62, 43, 63

