

# FP-KL

## Flange Plates for Junction Boxes



IP54



IP65 cable entry plate for Rittal KL:  
KEL-DPZ-KL - see page 84

### Product Description

The FP flange plates type KL, designed to fit the Rittal KL series junction boxes, are installed in combination with a cable entry system for either pre-terminated or standard cables. FP flange plates are pre-cut, pre-drilled and painted for easy and quick installation of icotek cable routing products.

We recommend fastening the cable entry systems with a torque of 1.5 - 2.0 Nm.

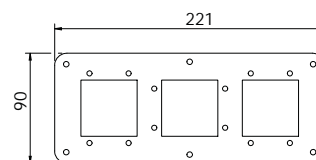
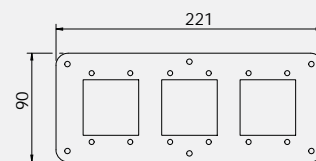
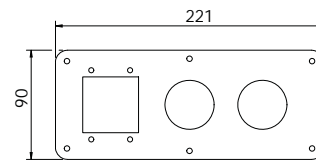
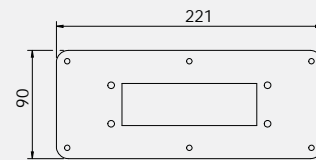
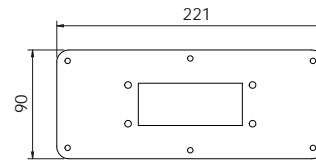
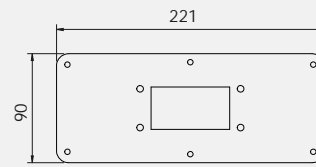
### Specifications

Material **Carbon steel, powder coated**

#### Compatible with

KEL Cable entry frames	18 - 21
KEL-U Cable entry frames	8 - 14
KEL-QUICK Cable entry frames	56 - 57
KEL-SNAP Mounting frames	31
KEL-QTA 24 Cable entry frames	64
KEL-DPU 24 Cable entry plates	76 - 77
KEL-DPZ Cable entry plates	78 - 84
KEL-DP 24 Cable entry plates	86
KEL-DPF Cable entry grommets	92
KEL-BES	68
KEL-BES-S	69
Blank plates	184 - 186

#### Description



## FP-KL

## Flange Plates for Junction Boxes



Type	Order No. RAL 7035	Flange plates compatible with	Size FP	Compatible with (e.g. for Rittal)
FP-KL 221x90 10 with 1 cut-out 36 x 65 mm / 1.417 x 2.56 "	43853	KEL 10   KEL-U 10 KEL-QUICK 10 KEL-SNAP 10 KEL-BES 10 KEL-BES-S 10	2	Junction boxes Type KL
FP-KL 221x90 16 with 1 cut-out 36 x 86 mm / 1.417 x 3.386 "	43855	KEL 16   KEL-U 16 KEL-QUICK 16 KEL-SNAP 16 KEL-BES 16 KEL-BES-S 16	2	Junction boxes Type KL
FP-KL 221x90 24 with 1 cut-out 36 x 112 mm / 1.417 x 4.409 "	43834	KEL 24   KEL-U 24 KEL-QUICK 24 KEL-SNAP 24 KEL-QTA 24 KEL-DPZ 24 KEL-DPU 24 KEL-DP 24 KEL-BES 24 KEL-BES-S 24	2	Junction boxes Type KL
FP-KL 221x90 A with 3 cut-outs	43852	KEL-B   KEL-U-B KEL-QUICK-B KEL-SNAP-B KEL-DPZ-B KEL-DPZ 40 KEL-DPF 40	2	Junction boxes Type KL
FP-KL 221x90 B with 3 cut-outs 46 x 46 mm / 1.811 x 1.811 "	43854	Use with: 2x KEL-SNAP-B and 1x KEL-DPZ-B	2	Junction boxes Type KL
FP-KL 221x90 C with 3 cut-outs 46 x 46 mm / 1.811 x 1.811 "	43856	KEL-B   KEL-U-B KEL-QUICK-B KEL-DPZ-B	2	Junction boxes Type KL