

Fitting connectors



- M5...G 2"
- Nickel-plated brass, stainless steel, plastic, aluminium

Standard fittings

- double nipple
- double nipple 3-pc
- reducers
- reducer sleeves
- extension nipple
- extensions
- sleeves
- elbow
- plug
- hose connectors
- blanking nut
- tee
- cross

Screw fittings

- screwed fittings
- bulkhead fittings
- pressure gauge fittings
- elbow
- tee connector
- tee
- union nut
- hose connection
- banjo bolt
- banjo body
- seal rings
- distribution manifold
- four-way distributor blocks
- flow manifold

Technical data

Maximum nominal pressure¹⁾

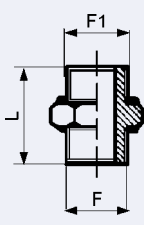
Brass, nickel-plated brass	
standard fittings	60 bar (except double nipple 3-pc and plug)
double nipple 3-pc and plug	16 bar
screw fittings	18 bar
Stainless steel	
standard fittings	40 bar (except double nipple 3-pc)
double nipple 3-pc	16 bar
Plastic	
screw fittings	10 bar (except elbow, seal rings and distributor block)
elbow, seal rings	18 bar
distributor block	13 bar
Aluminium	
seal rings	18 bar
distribution and flow manifold	16 bar

¹⁾ Pressure data [bar]: Overpressure to the atmospheric pressure.

Ordering charts - standard fittings

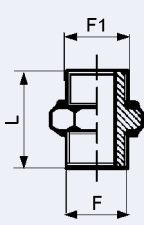
- double nipple
- double nipple 3-pc
- reducers
- reducer sleeves
- extension nipple
- extensions
- sleeves
- elbow
- plug
- hose connectors
- blanking nut
- tee
- cross

Ordering chart standard fittings, double nipple cylindrical UNI-ISO 228/1, without O-ring



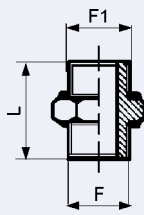
Material	max. nominal pressure [bar]	F	F1	L [mm]	Packaging unit [pc.]	Article no.
Nickelplated, brass	60	M5	M5	11.5	10	782000
		M5	G 1/8	14.5	10	782001
		G 1/8	G 1/8	17.0	10	780123
		G 1/8	G 1/4	19.0	10	780124
		G 1/8	G 3/8	20.0	10	780125
		G 1/4	G 1/4	21.0	10	780126
		G 1/4	G 3/8	22.0	10	780127
		G 1/4	G 1/2	24.0	10	780128
		G 3/8	G 3/8	24.0	10	780129
		G 3/8	G 1/2	24.0	10	780130
		G 1/2	G 1/2	26.5	10	780131
		G 1/2	G 3/4	27.0	10	782002
		G 3/4	G 3/4	28.0	10	782003












Ordering chart standard fittings, double nipple cylindrical UNI-ISO 228/1, without O-ring



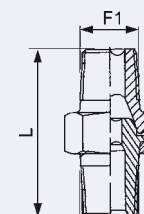
Material	max. nominal pressure [bar]	F	F1	L [mm]	Packaging unit [pc.]	Article no.
Stainless steel 1.4571	40	M5	M5	15.0	1	787843
		G 1/8	G 1/8	18.0	1	787844
		G 1/4	G 1/4	23.0	1	787845
		G 3/8	G 3/8	23.0	1	787846
		G 1/2	G 1/2	30.0	1	787847
		G 3/4	G 3/4	33.0	1	787848
		G 1	G 1	50.0	1	787849
		G 1 1/4	G 1 1/4	58.0	1	787850
		G 1 1/2	G 1 1/2	61.0	1	787851
G 2	G 2	61.0	1	787852		









Ordering chart standard fittings, double nipple, conical UNI-ISO 7/1



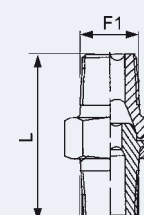
Material	max. nominal pressure [bar]	F	F1	L [mm]	Packaging unit [pc.]	Article no.
Nickelplated, brass	60	R 1/8	R 1/8	21.0	10	782006 
		R 1/8	R 1/4	24.0	10	782007 
		R 1/8	R 3/8	25.0	10	782008 
		R 1/4	R 1/4	27.0	10	782009 
		R 1/4	R 3/8	28.0	10	782010 
		R 1/4	R 1/2	32.0	10	782011 
		R 3/8	R 3/8	29.0	10	782012 
		R 3/8	R 1/2	32.5	10	782013 
		R 1/2	R 1/2	35.0	10	782014 
		R 1/2	R 3/4	37.5	10	782015 
R 3/4	R 3/4	40.5	10	782016 		









Ordering chart standard fittings, double nipple 3-pc, male, UNI-ISO 7/1



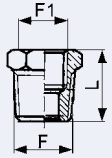
Material	max. nominal pressure [bar]	F	F1	L [mm]	Packaging unit [pc.]	Article no.
Brass	16	R 1/8	R 1/8	27.0	10	782090 
		R 1/4	R 1/4	34.0	10	782091 
		R 3/8	R 3/8	36.0	10	782092 
		R 1/2	R 1/2	44.0	1	782093 
		R 3/4	R 3/4	52.0	1	782094 
		R 1	R 1	65.0	1	782095 
		R 1/8	R 1/4	30.0	10	782096 
		R 1/4	R 3/8	35.0	10	782097 







Ordering chart standard fittings, double nipple 3-pc, male, UNI-ISO 7/1



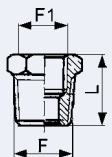
Material	max. nominal pressure [bar]	F	F1	L [mm]	Packaging unit [pc.]	Article no.
Stainless steel 1.4571	16	R 1/8	R 1/8	27.0	1	787853 
		R 1/4	R 1/4	35.0	1	787854 
		R 3/8	R 3/8	36.0	1	787855 
		R 1/2	R 1/2	44.0	1	787856 
		R 3/4	R 3/4	75.0	1	787857 
		R 1	R 1	90.0	1	787858 
		R 1 1/2	R 1 1/2	110.0	1	787859 
R 2	R 2	120.0	1	787860 		






Ordering chart standard fittings, reducer, cylindrical UNI-ISO 228/1



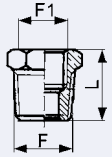
	Material	max. nominal pressure [bar]	F	F1	L [mm]	Packaging unit [pc.]	Article no.
	Nickelplated, brass	60	G 1/8	M5	10.5	10	781843 
			G 1/4	G 1/8	13.0	10	780136 
			G 3/8	G 1/8	14.0	10	780137 
			G 3/8	G 1/4	14.0	10	780138 
			G 1/2	G 1/4	15.5	10	780139 
			G 1/2	G 3/8	15.5	10	780140 







Ordering chart standard fittings, reducer, cylindrical UNI-ISO 228/1



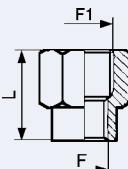
	Material	max. nominal pressure [bar]	F	F1	L [mm]	Packaging unit [pc.]	Article no.
	Stainless steel 1.4571	40	G 1/4	G 1/8	11.0	1	787861 
			G 3/8	G 1/4	14.0	1	787862 
			G 1/2	G 3/8	18.0	1	787863 
			G 3/4	G 1/2	24.0	1	787865 
			G 1	G 3/4	21.0	1	787866 





Ordering chart standard fittings, reducer, conical UNI-ISO 228/1 - UNI-ISO 7/1



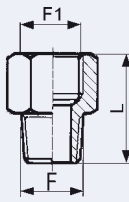
	Material	max. nominal pressure [bar]	F	F1	L [mm]	Packaging unit [pc.]	Article no.
	Nickelplated, brass	60	R 1/4	G 1/8	16.0	10	782017 
			R 3/8	G 1/8	17.0	10	782018 
			R 3/8	G 1/4	17.0	10	782019 
			R 1/2	G 1/4	20.0	10	782020 
			R 1/2	G 3/8	20.0	10	782021 
			R 3/4	G 1/2	23.0	10	782022 

Ordering chart standard fittings, reducer sleeve UNI-ISO 228/1



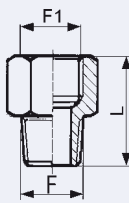
	Material	max. nominal pressure [bar]	F	F1	L [mm]	Packaging unit [pc.]	Article no.
	Nickelplated, brass	60	G 1/8	G 1/4	21.5	10	782038 
			G 1/4	G 3/8	25.5	10	782040 
			G 1/4	G 1/2	28.5	10	782041 
			G 3/8	G 1/2	29.5	10	782042 

Ordering chart standard fittings, extension nipple, conical UNI-ISO 228/1 - UNI-ISO 7/1



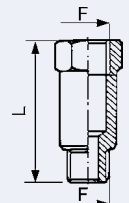
Material	max. nominal pressure [bar]	F	F1	L [mm]	Packaging unit [pc.]	Article no.
Nickelplated, brass	60	R 1/8	G 1/8	20.0	10	782023
		R 1/8	G 1/4	22.5	10	782024
		R 1/4	G 1/4	25.0	10	782025
		R 1/4	G 3/8	28.5	10	782026
		R 3/8	G 3/8	28.5	10	782027
		R 3/8	G 1/2	32.0	10	782028
		R 1/2	G 1/2	34.0	10	782029

Ordering chart standard fittings, extension nipple, cylindrical UNI-ISO 228/1, without O-ring



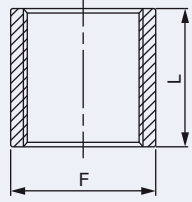
Material	max. nominal pressure [bar]	F	F1	L [mm]	Packaging unit [pc.]	Article no.
Nickelplated, brass	60	M5	G 1/8	17.0	10	782030
		G 1/8	G 1/8	18.5	10	782031
		G 1/8	G 1/4	21.5	10	782032
		G 1/4	G 1/4	22.5	10	782033
		G 1/4	G 3/8	26.0	10	782034
		G 3/8	G 3/8	26.5	10	782035
		G 3/8	G 1/2	29.5	10	782036
		G 1/2	G 1/2	29.5	1	782037

Ordering chart standard fittings, extension UNI-ISO 228/1



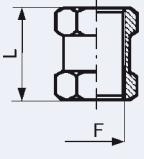
Material	max. nominal pressure [bar]	F	L [mm]	Packaging unit [pc.]	Article no.
Nickelplated, brass	60	G 1/8	22	10	782085
		G 1/8	42	10	782086
		G 1/8	51	10	782087
		G 1/4	35	10	782088
		G 1/4	51	10	782089

Ordering chart standard fittings, sleeves UNI-ISO 7/1



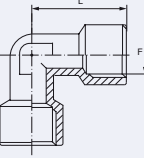
Material	max. nominal pressure [bar]	F	L [mm]	Packaging unit [pc.]	Article no.
Stainless steel 1.4408	40	Rp 1/8	18.0	1	787868
		Rp 1/4	26.0	1	787869
		Rp 3/8	26.0	1	787870
		Rp 1/2	30.0	1	787871
		Rp 3/4	35.0	1	787872
		Rp 1	40.0	1	787873
		Rp 1 1/4	48.0	1	787874
		Rp 1 1/2	48.0	1	787875
		Rp 2	56.0	1	787876

Ordering chart standard fittings, sleeves UNI-ISO 228/1



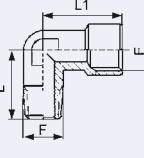
	Material	max. nominal pressure [bar]	F	L [mm]	Packaging unit [pc.]	Article no.
	Nickelplated, brass	60	M5	11.0	10	782004
			G 1/8	15.0	10	780132
			G 1/4	22.0	10	780133
			G 3/8	24.0	10	780134
			G 1/2	30.0	10	780135

Ordering chart standard fittings, elbow, female UNI-ISO 228/1



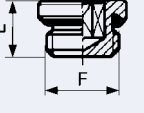
	Material	max. nominal pressure [bar]	F internal thread	L [mm]	Packaging unit [pc.]	Article no.
	Nickelplated, brass	60	G 1/8	20.5	10	782047
			G 1/4	26.0	10	782048
			G 3/8	30.0	10	782049
			G 1/2	36.0	1	782050

Ordering chart standard fittings, elbow, male-female UNI-ISO 228/1



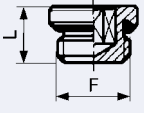
	Material	max. nominal pressure [bar]	F	L [mm]	L 1 [mm]	Packaging unit [pc.]	Article no.
	Nickelplated, brass	60	M5	11.0	11.5	10	788365
			G 1/8	16.5	20.5	10	782051
			G 1/4	24.5	26.0	10	782052
			G 3/8	26.0	30.0	10	782053
			G 1/2	30.0	36.0	1	782054

Ordering chart standard fittings, plug without O-ring UNI-ISO 228/1



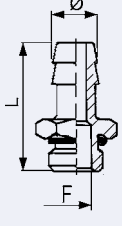
	Material	max. nominal pressure [bar]	F	L [mm]	Packaging unit [pc.]	Article no.
	Stainless steel 1.4571	40	G 1/2	15.0	1	787816
			G 3/4	11.0	1	787817
			G 1/8	11.0	1	787877
			G 1/4	13.0	1	787878
			G 3/8	14.0	1	787879
			G 1	22.0	1	787880

Ordering chart standard fittings, plug with O-ring UNI-ISO 228/1



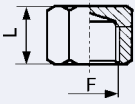
	Material	max. nominal pressure [bar]	F	L [mm]	Packaging unit [pc.]	Article no.
	Nickelplated, brass	16	M5	6.5	10	782005
			M7	8.5	10	787054
			G 1/8	8.5	10	780141
			G 1/4	11.0	10	780142
			G 3/8	12.5	10	780143
			G 1/2	14.5	10	780144

Ordering chart standard fittings, hose connectors with O-ring UNI-ISO 228/1



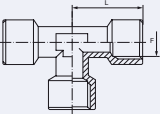
	Material	max. nominal pressure [bar]	F	Diameter [mm]	L [mm]	Packaging unit [pc.]	Article no.
	Nickelplated, brass	60	G 1/8	7	31.0	10	782070
			G 1/4	7	33.0	10	782071
			G 1/8	8	31.0	10	782072
			G 1/8	9	31.0	10	782073
			G 1/4	9	33.0	10	782074
			G 3/8	9	34.0	10	782075
			G 1/4	12	33.0	10	782076
			G 3/8	12	34.0	10	782077
			G 1/2	12	36.0	10	782078
			G 3/8	17	34.0	10	782079
			G 1/2	17	36.0	10	782080

Ordering chart standard fittings, blanking nuts UNI-ISO 228/1



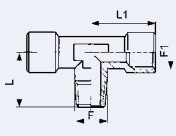
	Material	max. nominal pressure [bar]	F	L [mm]	Packaging unit [pc.]	Article no.
	Nickelplated, brass	60	G 1/8	13.0	10	782043
			G 1/4	15.0	10	782044
			G 3/8	17.5	10	782045
			G 1/2	20.0	10	782046

Ordering chart standard fittings, tee, female UNI-ISO 228/1



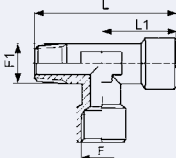
	Material	max. nominal pressure [bar]	F	L [mm]	Packaging unit [pc.]	Article no.
	Nickelplated, brass	60	G 1/8	20.5	10	782055
			G 1/4	26.0	10	782056
			G 3/8	30.0	1	782057
			G 1/2	36.0	1	782058

Ordering chart standard fittings, tee, central male UNI-ISO 228/1



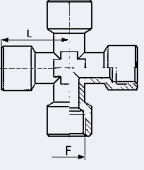
	Material	max. nominal pressure [bar]	F	L [mm]	L 1 [mm]	Packaging unit [pc.]	Article no.
	Nickelplated, brass	60	G 1/8	16.5	20.5	10	782059
			G 1/4	24.5	26.0	10	782060
			G 3/8	26.0	30.0	1	782061
			G 1/2	30.0	36.0	1	782062

Ordering chart standard fittings, tee, lateral male UNI-ISO 228/1



	Material	max. nominal pressure [bar]	F	F1	L [mm]	L 1 [mm]	Packaging unit [pc.]	Article no.
	Nickelplated, brass	60	G 1/8	G 1/8	37.0	20.5	10	782063
			G 1/4	G 1/4	50.5	26.0	10	782064
			G 3/8	G 3/8	56.0	30.0	1	782065
			G 1/2	G 1/2	66.0	36.0	1	782066

Ordering chart standard fittings, cross female UNI-ISO 228/1



	Material	max. nominal pressure [bar]	F	L [mm]	Packaging unit [pc.]	Article no.
	Nickelplated, brass	60	G 1/8	20.5	10	782067
			G 1/4	26.0	1	782068
			G 3/8	28.0	1	782069

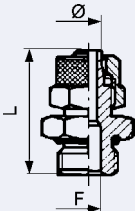
Ordering charts for screw fittings

- screwed fittings
- bulkhead fittings
- pressure gauge fittings
- elbow
- tee connector
- tee
- union nut
- hose connection
- banjo bolt
- banjo body
- seal rings
- distribution manifold
- four-way distributor blocks
- flow manifold

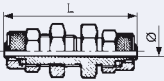
Ordering chart quick screw fittings, straight screwed fittings

Material	max. nominal pressure [bar]	F	Packaging unit [pc.]	Article no.
Plastic, PPS	10	G ¼-28-½	1	787060
		G ¼-28-½	1	787061
		G ¼-28-½	1	787062
		G ¼-28-1/1	1	787063
		G ¼-28-1/1	1	787064
		G ¼-28-1/1	1	787065

Ordering chart quick screw fittings, straight screwed fittings with O-ring

Material	max. nominal pressure [bar]	F	Diameter [mm]	L [mm]	Packaging unit [pc.]	Article no.
 Nickelplated, brass	18	M5	4/2	23.0	10	780145
		M5	6/4	23.0	10	780146
		G ½	6/4	25.0	10	780147
		G ¼	6/4	27.0	10	780148
		G ½	8/6	25.0	10	780149
		G ¼	8/6	27.0	10	780150
		G ¾	8/6	29.0	10	780151
		G ¼	10/8	29.0	10	780152
		G ¾	10/8	31.0	10	780153
		G ½	10/8	33.0	10	780154
		G ¾	12/10	33.0	10	780155
		G ½	12/10	35.0	1	780156

Ordering chart quick screw fittings, bulkhead fittings

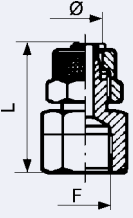
Material	max. nominal pressure [bar]	Diameter [mm]	L (Ms) [mm]	Packaging unit [pc.]	Article no.
 Nickelplated, brass	18	6/4	47.0	10	780165
		8/6	48.0	10	780165
		10/8	49.0	10	780167
		12/10	53.0	10	780168

Ordering chart quick screw fittings, bulkhead fittings



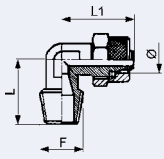
Material	max. nominal pressure [bar]	Diameter [mm]	L (Ms) [mm]	Packaging unit [pc.]	Article no.
Plastic	10	6/4	50	10	782197
		8/6	51	10	782198

Ordering chart quick screw fittings, pressure gauge fittings



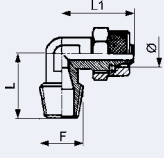
Material	max. nominal pressure [bar]	Diameter [mm]	F	L [mm]	Packaging unit [pc.]	Article no.
Nickelplated, brass	18	6/4	G 1/8	26.5	10	780157
		6/4	G 1/4	29.5	10	780158
		8/6	G 1/8	26.5	10	780159
		8/6	G 1/4	29.0	10	780160
		8/6	G 3/8	33.0	10	780161
		10/8	G 1/4	31.0	10	780162
		10/8	G 3/8	35.0	10	780163
		10/8	G 1/2	38.0	10	780164

Ordering chart quick screw fittings, elbow, male conical UNI-ISO 7/1



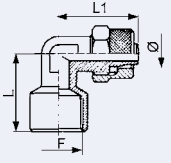
Material	max. nominal pressure [bar]	Diameter [mm]	F	L [mm]	L1 [mm]	Packaging unit [pc.]	Article no.
Plastic	18	6/4	R 1/8	16.0	23.0	10	782209
		6/4	R 1/4	19.0	24.0	10	782211
		8/6	R 1/4	20.0	25.0	10	782212

Ordering chart quick screw fittings, elbow, male conical UNI-ISO 7/1



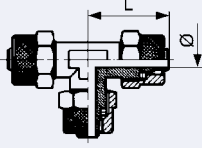
Material	max. nominal pressure [bar]	Diameter [mm]	F	L (Ms) [mm]	L1 (Ms) [mm]	Packaging unit [pc.]	Article no.
Nickelplated, brass	18	5/3	R 1/8	17.0	21.5	10	782163
		6/4	R 1/8	17.0	22.0	10	782164
		8/6	R 1/8	17.0	22.0	10	782165
		6/4	R 1/4	20.0	22.0	10	782166
		8/6	R 1/4	20.0	22.0	10	782167
		10/8	R 1/4	21.0	25.0	10	782168
		8/6	R 3/8	22.0	23.0	10	782169
		10/8	R 3/8	22.0	25.0	10	782170
		12/10	R 3/8	24.0	31.0	10	782171
		10/8	R 1/2	26.0	28.5	10	782172
		12/10	R 1/2	14.0	26.0	1	782173

Ordering chart quick screw fittings, elbow female



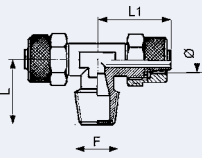
Material	max. nominal pressure [bar]	Diameter [mm]	F	L [mm]	L1 [mm]	Packaging unit [pc.]	Article no.
Nickelplated, brass	18	6/4	G 1/8	21.0	22.0	10	782174
		8/6	G 1/4	24.0	23.0	10	782175

Ordering chart quick screw fittings, tee connector



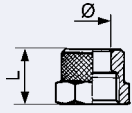
Material	max. nominal pressure [bar]	Diameter [mm]	L [mm]	Packaging unit [pc.]	Article no.
Nickelplated, brass	18	6/4	22.0	10	780169
		8/6	22.0	10	780170
		10/8	25.0	10	780171
		12/10	31.0	1	780172

Ordering chart quick screw fittings, tee, central male, conical UNI-ISO 7/1



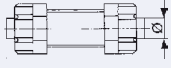


Material	max. nominal pressure [bar]	Diameter [mm]	F	L [mm]	L1 [mm]	Packaging unit [pc.]	Article no.
Nickelplated, brass	18	5/3	R 1/8	17.0	21.5	10	782176
		6/4	R 1/8	17.0	22.0	10	782177
		6/4	R 1/4	20.0	22.0	10	782179
		8/6	R 1/8	17.0	22.0	10	782178
		8/6	R 1/4	20.0	22.0	10	782180
		8/6	R 3/8	22.0	23.0	10	782182
		10/8	R 1/4	21.0	25.0	10	782181
		10/8	R 3/8	22.0	25.0	10	782183
		10/8	R 1/2	26.0	28.5	1	782185
		12/10	R 1/2	24.0	31.0	1	782186
12/10	R 3/8	26.0	31.0	1	782184		

Ordering chart quick screw fittings, union nut

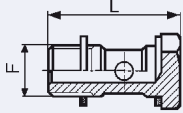







Material	max. nominal pressure [bar]	Diameter [mm]	F	L [mm]	Packaging unit [pc.]	Article no.
Nickelplated, brass	18	4/2	M7 × 0.5	9.0	10	780173
		6/4-M5	M8 × 0.5	9.0	10	780174
		6/4	M10 × 1	11.0	10	780175
		8/6	M12 × 1	11.0	10	780176
		10/8	M14 × 1	12.0	10	780177
		12/10	M16 × 1	12.0	10	780178

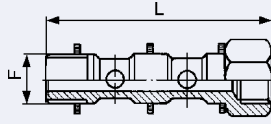




Ordering chart quick screw fittings, hose connections with nut

	Material	max. nominal pressure [bar]	Diameter [mm]	Packaging unit [pc.]	Article no.
	Plastic, (POM)	10	6/4	10	782221 
			8/6	10	782222 

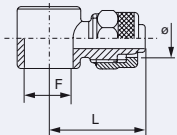











Ordering chart quick screw fittings, banjo bolt, single with 2 seals

	Material	Medium	F	L [mm]	Packaging unit [pc.]	Article no.
	Nickelplated, brass	Air	M5	18.0	10	780053 
G 1/8			28.0	10	780054 	
G 1/4			33.0	10	780055 	
G 3/8			37.0	10	780056 	
G 1/2			42.0	1	780057 	

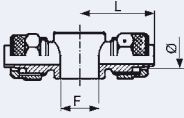
Ordering chart quick screw fittings, banjo bolt, double with 3 seals










	Material	Medium	F	L [mm]	Packaging unit [pc.]	Article no.
	Nickelplated, brass	Air	G 1/8	44.5	10	780058 
G 1/4			51.5	10	780059 	
G 3/8			58.5	10	780060 	
G 1/2			67.5	1	780061 	

Ordering chart quick screw fittings, single banjo body


	Material	max. nominal pressure [bar]	Diameter [mm]	F	L [mm]	Packaging unit [pc.]	Article no.
	Nickelplated, brass	18	4/2	M5	20.5	10	780179 
6/4			M5	20.5	10	780180 	
6/4			G 1/8	24.5	10	780181 	
6/4			G 1/4	26.5	10	780182 	
8/6			G 1/8	24.0	10	780183 	
8/6			G 1/4	26.0	10	780184 	
8/6			G 3/8	28.5	10	780185 	
10/8			G 1/4	28.0	10	780186 	
10/8			G 3/8	29.0	10	780187 	
10/8			G 1/2	30.5	10	780188 	
12/10			G 1/2	33.5	1	780189 	






Ordering chart quick screw fittings, double banjo body



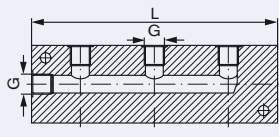
Material	max. nominal pressure [bar]	Diameter [mm]	F	L [mm]	Packaging unit [pc.]	Article no.
Nickelplated,brass	18	6/4	G 1/8	24.5	10	780190 
		6/4	G 1/4	26.5	10	780191 
		8/6	G 1/8	25.0	10	780192 
		8/6	G 1/4	26.0	10	780193 
		8/6	G 3/8	28.5	10	780194 
		10/8	G 1/4	27.5	10	780195 
		10/8	G 3/8	29.0	10	780196 
		10/8	G 1/2	30.5	10	780197 
		12/10	G 1/2	33.5	10	780198 






Ordering chart quick screw fittings, seal rings



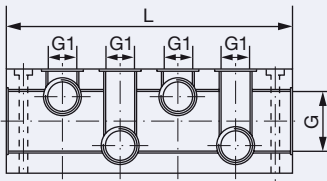
Material	max. nominal pressure [bar]	Diameter [mm]	D [mm]	Packaging unit [pc.]	Article no.
Aluminium	18	1/8	13.8	10	780200 
		1/4	17.8	10	780201 
		3/8	21.0	10	780202 
		1/2	26.0	10	780203 
Plastic	18	M5	9.0	10	780199 

Ordering chart distribution manifold



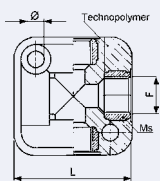
Material	max. nominal pressure [bar]	G	L [mm]	Packaging unit [pc.]	Article no.
Aluminium	16	M5	40.0	1	787881 
		G 1/8	56.0	1	787882 
		G 1/4	89.0	1	787883 
		G 3/8	85.0	1	787884 
		G 1/2	105.0	1	787885 

Ordering chart distribution manifold



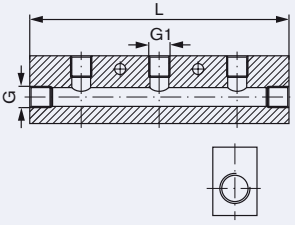
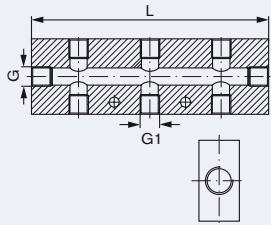
Material	max. nominal pressure [bar]	G	G 1	L [mm]	Packaging unit [pc.]	Article no.
Aluminium	16	G ¼	M5	65.0	1	787886
		G ⅜	⅜	114.0	1	787887
		G ½	¼	144.0	1	787888
		G ¾	½	170.0	1	787889

Ordering chart, four-way distributor block



Material	max. nominal pressure [bar]	F	Diameter [mm]	L [mm]	Packaging unit [pc.]	Article no.
Body in plastic, threaded insert in brass	13	G ⅛	4.5	31.0	1	782081
		G ¼	5.5	40.0	1	782082
		G ⅜	5.5	50.0	1	782083
		G ½	5.5	50.0	1	780084

Ordering chart, flow manifold

Material	max. nominal pressure [bar]	G	G 1	L [mm]	Packaging unit [pc.]	Article no.
Aluminium	16	G ¼	2-way G ⅛	54.0	1	787890
		G ¼	3-way G ⅛	72.0	1	787891
		G ¼	4-way G ⅛	90.0	1	787892
		G ¼	5-way G ⅛	108.0	1	787893
		G ⅜	2-way G ¼	68.0	1	787894
		G ⅜	3-way G ¼	92.0	1	787895
		G ⅜	4-way G ¼	116.0	1	787896
Aluminium	16	G ¼	4-way G ⅛	54.0	1	787717
		G ¼	6-way G ⅛	72.0	1	787718
		G ¼	8-way G ⅛	90.0	1	787719
		G ¼	10-way G ⅛	108.0	1	787720
		G ⅜	4-way G ¼	68.0	1	787721
		G ⅜	6-way G ¼	92.0	1	787722
		G ⅜	8-way G ¼	116.0	1	787723
		G ⅜	10-way G ¼	140.0	1	787724
		G ½	6-way G ¼	116.0	1	787725
		G ½	8-way G ¼	152.0	1	787726
G ½	10-way G ¼	188.0	1	787727		

To find your nearest Bürkert office, click on the orange box →

www.burkert.comIf case of special conditions,
please consult for advice.Subject to alteration.
© Christian Bürkert GmbH & Co. KG

1807/6_EU-en_00895098