



Platinum cured silicone hose




- Fully traceable materials
- Free from peroxyde
- Suitable for CIP and SIP
- No axisymmetric contraction of the union to the hose


Type BBS-04 can be combined with...



Type BBS-4S
Hose connection



Type BBS-10
Ball check valve




Type BBS-05
Quick Connect



Type BBS-06
Quick Connect



Type 2103
Diaphragm valve



Type 8652
Process Automation

The hose is made from platinum cured silicone and meets FDA requirements and has USP VI approval. The production is based on exceptional quality standards that enable the use of the hose in combination with the type BBS-04 reusable connections and is available in all standard connection and sizes required in hygienic processing. The simplicity of the reusable connection system gives total unlimited flexibility in the field and supports truly cost effective maintenance.

Technical data

Available standard size	ISO DN08 up to DN50 BS-OD DN 1/4" up to DN2" DIN DN04 up to DN50 Customised solution on request
Hose type	Type HH – Without reinforcement Type HI – Glass silk reinforced Type HJ – Aramide reinforced Type HK – Double aramide reinforced Type HL – Stainless steel reinforced
Operating / Burst pressure	See technical specification
Process temperature	See technical specification
Media	Gases or liquids
Ports/Connection	See data sheet for BBS-4S hose connection
Certificate	BfR, FDA, USP Class VI, E.P. 3.1.9

Applications

- Biotechnology
- Pharmaceutical
- Chemical industry
- Dairy
- Food
- Cosmetic

DTS 1000148925 EN Version: L Status: RL (released | freigegeben | validé) printed: 05.09.2018

Hose type HH, without reinforcement



Orifice	Inner Ø [mm]	Thick-ness [mm]	Min. bend radius [mm]	Max. operating pressure (20 °C)	Max. operating pressure (150 °C)	Max. material temp.	Min. burst pressure	Vacuum resistance	Available roll length [m]	Article no.
DIN Hose type HH, without reinforcement										
DN04	5.00	2.5	30.00	ambient	ambient	160 °C	4.0 bar	no collapse	50.00	730131
DN06	6.00	3.0	50.00	ambient	ambient	160 °C	4.0 bar	no collapse	50.00	730137
DN08	8.00	3.2	60.00	ambient	ambient	160 °C	3.0 bar	no collapse	50.00	730143
DN10	10.00	4.75	70.00	ambient	ambient	160 °C	3.0 bar	no collapse	25.00	730148
DN15	12.70	4.75	80.00	ambient	ambient	160 °C	2.0 bar	no collapse	25.00	730156
ISO Hose type HH, without reinforcement										
DN08	10.00	4.75	70.00	ambient	ambient	160 °C	3.0 bar	no collapse	25.00	730148
DN10	12.70	4.75	80.00	ambient	ambient	160 °C	2.0 bar	no collapse	25.00	730156
BS-OD Hose type HH, without reinforcement										
DN1/4"	5.00	2.5	30.00	ambient	ambient	160 °C	4.0 bar	no collapse	50.00	730131
DN3/8"	8.00	3.2	60.00	ambient	ambient	160 °C	3.0 bar	no collapse	50.00	730143
DN1/2"	12.70	4.75	80.00	ambient	ambient	160 °C	2.0 bar	no collapse	25.00	730156

Note:

Minimum order quantity: 5 m.

A proper gap-free connection feature can only be given in combination with BBS-4S hose connection.

The available roll length has a tolerance of ±10%.

Hose type HI, glass silk reinforced



Orifice	Inner Ø [mm]	Thick-ness [mm]	Min. bend radius [mm]	Max. operating pressure (20 °C)	Max. operating pressure (150 °C)	Max. material temp.	Min. burst pressure	Vacuum resistance	Available roll length [m]	Article no.
DIN Hose type HI, glass silk reinforced										
DN04	5.00	2.5	30.00	16.0 bar	10.0 bar	160 °C	32.0 bar	no collapse	50.00	730133
DN06	6.00	3.0	50.00	16.0 bar	10.0 bar	160 °C	28.0 bar	no collapse	50.00	730139
DN08	8.00	3.2	60.00	14.0 bar	8.5 bar	160 °C	26.0 bar	no collapse	50.00	730145
DN10	10.00	4.75	70.00	12.0 bar	8.0 bar	160 °C	24.0 bar	no collapse	50.00	730152
DN15	12.70	4.75	80.00	10.0 bar	6.5 bar	160 °C	20.0 bar	650 mm/HG	25.00	730160
DN20	19.00	5.8	150.00	8.0 bar	5.0 bar	160 °C	18.0 bar	580 mm/HG	25.00	730168
DN25	25.40	6.35	180.00	6.0 bar	3.5 bar	160 °C	15.0 bar	400 mm/HG	10.00	730174
DN32	32.00	7.0	220.00	4.0 bar	2.5 bar	160 °C	12.0 bar	180 mm/HG	10.00	730180
ISO Hose type HI, glass silk reinforced										
DN08	10.00	4.75	70.00	12.0 bar	8.0 bar	160 °C	24.0 bar	no collapse	50.00	730152
DN10	12.70	4.75	80.00	10.0 bar	6.5 bar	160 °C	20.0 bar	650 mm/HG	25.00	730160
DN15	19.00	5.8	150.00	8.0 bar	5.0 bar	160 °C	18.0 bar	580 mm/HG	25.00	730168
DN20	25.40	6.35	180.00	6.0 bar	3.5 bar	160 °C	15.0 bar	400 mm/HG	10.00	730174
DN25	32.00	7.0	220.00	4.0 bar	2.5 bar	160 °C	12.0 bar	180 mm/HG	10.00	730180
BS-OD Hose type HI, glass silk reinforced										
DN1/4"	5.00	2.5	30.00	16.0 bar	10.0 bar	160 °C	32.0 bar	no collapse	50.00	730133
DN3/8"	8.00	3.2	60.00	14.0 bar	8.5 bar	160 °C	26.0 bar	no collapse	50.00	730145
DN1/2"	12.70	4.75	80.00	10.0 bar	6.5 bar	160 °C	20.0 bar	650 mm/HG	25.00	730160
DN3/4"	19.00	5.8	150.00	8.0 bar	5.0 bar	160 °C	18.0 bar	580 mm/HG	25.00	730168
DN1"	25.40	6.35	180.00	6.0 bar	3.5 bar	160 °C	15.0 bar	400 mm/HG	10.00	730174


Note:

Minimum order quantity: 5 m.

A proper gap-free connection feature can only be given in combination with BBS-4S hose connection.

The available roll length has a tolerance of ± 10 %.

Hose type HJ, aramid reinforced



Orifice	Inner Ø [mm]	Thick-ness [mm]	Min. bend radius [mm]	Max. operating pressure (20 °C)	Max. operating pressure (150 °C)	Max. material temp.	Min. burst pressure	Vacuum resistance	Available roll length [m]	Article no.
DIN Hose type HJ, aramid reinforced										
DN10	10.00	4.75	70.00	16.0 bar	10.0 bar	160 °C	36.0 bar	no collapse	50.00	730150
DN15	12.70	4.75	80.00	16.0 bar	10.0 bar	160 °C	30.0 bar	650 mm/HG	25.00	730158
DN20	19.00	5.8	150.00	12.0 bar	8.0 bar	160 °C	24.0 bar	580 mm/HG	25.00	730164
DN25	25.40	6.35	180.00	10.0 bar	6.5 bar	160 °C	20.0 bar	400 mm/HG	10.00	730172
DN32	32.00	7.0	220.00	8.0 bar	5.0 bar	160 °C	18.0 bar	180 mm/HG	10.00	730178
DN40	38.00	7.0	260.00	5.0 bar	3.0 bar	160 °C	12.0 bar	180 mm/HG	10.00	730186
DN50	55.00	7.0	450.00	5.0 bar	3.0 bar	160 °C	12.0 bar	120 mm/HG	10.00	730199
ISO Hose type HJ, aramid reinforced										
DN08	10.00	4.75	70.00	16.0 bar	10.0 bar	160 °C	36.0 bar	no collapse	50.00	730150
DN10	12.70	4.75	80.00	16.0 bar	10.0 bar	160 °C	30.0 bar	650 mm/HG	25.00	730158
DN15	19.00	5.8	150.00	12.0 bar	8.0 bar	160 °C	24.0 bar	580 mm/HG	25.00	730164
DN20	25.40	6.35	180.00	10.0 bar	6.5 bar	160 °C	20.0 bar	400 mm/HG	10.00	730172
DN25	32.00	7.0	220.00	8.0 bar	5.0 bar	160 °C	18.0 bar	180 mm/HG	10.00	730178
DN32	38.00	7.0	260.00	5.0 bar	3.0 bar	160 °C	12.0 bar	180 mm/HG	10.00	730186
DN40	45.00	7.0	350.00	5.0 bar	3.0 bar	160 °C	12.0 bar	120 mm/HG	10.00	730193
DN50	55.00	7.0	450.00	5.0 bar	3.0 bar	160 °C	12.0 bar	120 mm/HG	10.00	730199
BS-OD Hose type HJ, aramid reinforced										
DN1/2"	12.70	4.75	80.00	16.0 bar	10.0 bar	160 °C	30.0 bar	650 mm/HG	25.00	730158
DN3/4"	19.00	5.8	150.00	12.0 bar	8.0 bar	160 °C	24.0 bar	580 mm/HG	25.00	730164
DN1"	25.40	6.35	180.00	10.0 bar	6.5 bar	160 °C	20.0 bar	400 mm/HG	10.00	730172
DN1½"	38.00	7.0	260.00	5.0 bar	3.0 bar	160 °C	12.0 bar	180 mm/HG	10.00	730186
DN2"	45.00	7.0	350.00	5.0 bar	3.0 bar	160 °C	12.0 bar	120 mm/HG	10.00	730193


Note:

Minimum order quantity: 5 m.

A proper gap-free connection feature can only be given in combination with BBS-4S hose connection.

The available roll length has a tolerance of ±10 %.

Hose type HK, double aramid reinforced



Orifice	Inner Ø [mm]	Thick-ness [mm]	Min. bend radius [mm]	Max. operating pressure (20 °C)	Max. operating pressure (150 °C)	Max. material temp.	Min. burst pressure	Vacuum resistance	Available roll length [m]	Article no.
DIN Hose type HK, double aramid reinforced										
DN15	12.70	4.75	90.00	25.0 bar	16.0 bar	160 °C	48.0 bar	no collapse	25.00	743018
DN20	19.00	5.8	150.00	20.0 bar	12.5 bar	160 °C	48.0 bar	no collapse	25.00	743019
DN25	25.40	6.35	180.00	15.0 bar	10.0 bar	160 °C	32.0 bar	no collapse	10.00	743020
DN32	32.00	7.0	220.00	13.0 bar	8.5 bar	160 °C	30.0 bar	no collapse	10.00	743021
DN40	38.00	7.0	260.00	10.0 bar	6.5 bar	160 °C	20.0 bar	no collapse	10.00	743022
DN50	55.00	7.0	450.00	8.0 bar	5.0 bar	160 °C	20.0 bar	no collapse	10.00	743024
ISO Hose type HK, double aramid reinforced										
DN10	12.70	4.75	90.00	25.0 bar	16.0 bar	160 °C	48.0 bar	no collapse	25.00	743018
DN15	19.00	5.8	150.00	20.0 bar	12.5 bar	160 °C	48.0 bar	no collapse	25.00	743019
DN20	25.40	6.35	180.00	15.0 bar	10.0 bar	160 °C	32.0 bar	no collapse	10.00	743020
DN25	32.00	7.0	220.00	13.0 bar	8.5 bar	160 °C	30.0 bar	no collapse	10.00	743021
DN32	38.00	7.0	260.00	10.0 bar	6.5 bar	160 °C	20.0 bar	no collapse	10.00	743022
DN40	45.00	7.0	350.00	10.0 bar	6.5 bar	160 °C	20.0 bar	no collapse	10.00	743023
DN50	55.00	7.0	450.00	8.0 bar	5.0 bar	160 °C	20.0 bar	no collapse	10.00	743024
BS-OD Hose type HK, double aramid reinforced										
DN1/2"	12.70	4.75	90.00	25.0 bar	16.0 bar	160 °C	48.0 bar	no collapse	25.00	743018
DN3/4"	19.00	5.8	150.00	20.0 bar	12.5 bar	160 °C	48.0 bar	no collapse	25.00	743019
DN1"	25.40	6.35	180.00	15.0 bar	10.0 bar	160 °C	32.0 bar	no collapse	10.00	743020
DN1½"	38.00	7.0	260.00	10.0 bar	6.5 bar	160 °C	20.0 bar	no collapse	10.00	743022
DN2"	45.00	7.0	350.00	10.0 bar	6.5 bar	160 °C	20.0 bar	no collapse	10.00	743023

Note:

Minimum order quantity: 5 m.

A proper gap-free connection feature can only be given in combination with BBS-4S hose connection.

The available roll length has a tolerance of ±10%.

Hose type HL, stainless steel reinforced



Orifice	Inner Ø [mm]	Thick-ness [mm]	Min. bend radius [mm]	Max. operating pressure (20 °C)	Max. operating pressure (150 °C)	Max. material temp.	Min. burst pressure	Vacuum resistance	Available roll length [m]	Article no.
DIN Hose type HL, stainless steel reinforced										
DN10	10.00	4.75	70.00	16.0 bar	11.0 bar	160 °C	45.0 bar	no collapse	25.00	730154
DN15	12.70	4.75	90.00	16.0 bar	11.0 bar	160 °C	30.0 bar	no collapse	25.00	730162
DN20	19.00	5.8	150.00	12.0 bar	7.6 bar	160 °C	24.0 bar	no collapse	25.00	730170
DN25	25.40	6.35	180.00	10.0 bar	6.0 bar	160 °C	20.0 bar	no collapse	10.00	743917
DN32	32.00	7.0	220.00	8.0 bar	5.4 bar	160 °C	18.0 bar	no collapse	10.00	730182
DN40	38.00	7.0	260.00	8.0 bar	2.5 bar	160 °C	14.0 bar	no collapse	10.00	743852
ISO Hose type HL, stainless steel reinforced										
DN08	10.00	4.75	70.00	16.0 bar	11.0 bar	160 °C	45.0 bar	no collapse	25.00	730154
DN10	12.70	4.75	90.00	16.0 bar	11.0 bar	160 °C	30.0 bar	no collapse	25.00	730162
DN15	19.00	5.8	150.00	12.0 bar	7.6 bar	160 °C	24.0 bar	no collapse	25.00	730170
DN20	25.40	6.35	180.00	10.0 bar	6.0 bar	160 °C	20.0 bar	no collapse	10.00	743917
DN25	32.00	7.0	220.00	8.0 bar	5.4 bar	160 °C	18.0 bar	no collapse	10.00	730182
DN32	38.00	7.0	260.00	8.0 bar	2.5 bar	160 °C	14.0 bar	no collapse	10.00	743852
DN40	45.00	7.0	350.00	5.0 bar	2.5 bar	160 °C	12.0 bar	no collapse	10.00	730195
BS-OD Hose type HL, stainless steel reinforced										
DN1/2"	12.70	4.75	90.00	16.0 bar	11.0 bar	160 °C	30.0 bar	no collapse	25.00	730162
DN3/4"	19.00	5.8	150.00	12.0 bar	7.6 bar	160 °C	24.0 bar	no collapse	25.00	730170
DN1"	25.40	6.35	180.00	10.0 bar	6.0 bar	160 °C	20.0 bar	no collapse	10.00	743917
DN1½"	38.00	7.0	260.00	8.0 bar	2.5 bar	160 °C	14.0 bar	no collapse	10.00	743852
DN2"	45.00	7.0	350.00	5.0 bar	2.5 bar	160 °C	12.0 bar	no collapse	10.00	730195

Note:

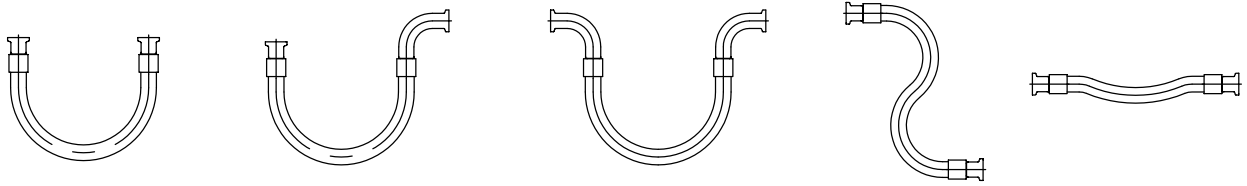
Minimum order quantity: 5 m.

A proper gap-free connection feature can only be given in combination with BBS-4S hose connection.

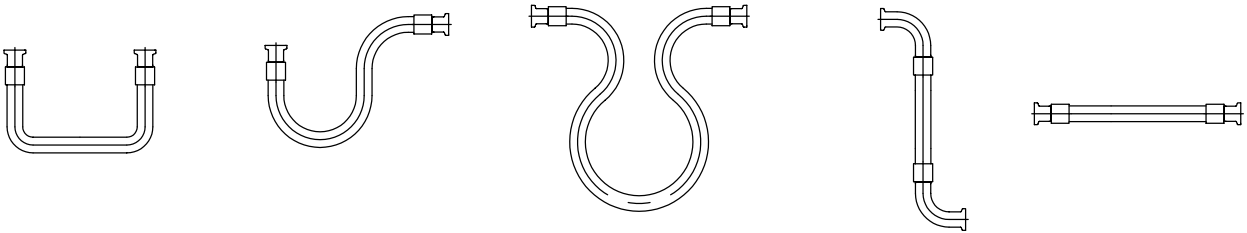
The available roll length has a tolerance of ± 10 %.

General information about silicone hoses

Recommended installation



Not recommended installation



Temperatures

The operating temperatures listed in this data sheet are valid only for the flow medium and provide an area, within which according to experience a more proper service life is expected. If higher requirements are needed then the maximum life cycle will reduce. Temperatures are specified as limit values, which guarantee sufficient flexibility of the hose. If the ambient temperature differs from 20 °C it is essential to consider this one when determining the maximum effective operating temperature. The specified pressure indications are valid – where nothing else is mentioned – also only at 20 °C. Correction value should be calculated for higher pressure.

Steam

The BBS system silicone hoses may be sterilized by steam at a temperature of 135 °C and a pressure of 3.5 bar. We recommend a maximum of 1 ½ hours at a temperature of 135 °C. At least 1 hour (at room temperature) should be pass to achieve an hose stabilization between several sterilization processes. Steam affects the mechanical and volumetric properties of the silicone elastomer. We recommend a hose inspection after 150 hours of steam exposure.

Pressure

If the temperature of the medium differs from the room temperature, the operating pressures has to be reduce according to the information. If no specific information is made then correction factors may be used as guidelines. It is important to take care of the ambient temperature, which has a significant influence on the pressure resistance, provided that they substantially differ from room temperature (20 °C). BBS system hoses are not suitable for pulsating pressure application. Likewise, continuous steam applications are excluded. Contrary to piping silicone hose is a flexible, elastic material which accommodates a respective re-enforcement material used to achieve certain pressure resistance. Such elastic material is affected by ageing and therefore restricted in life cycle through a natural material fatigue. Therefore hoses are always to be inspected at regular intervals. If necessary the hoses have to be changed at each maintenance service.

Silicone hose type 04 – request for quotation

Note
You can fill out the fields directly in the PDF file before printing out the form.

▶ Please fill out and send to your nearest Bürkert office* with your inquiry or order

Company:	Contact person:
Customer no.:	Department:
Address:	Tel./Fax.:
Postcode/town:	E-Mail:

Quantity Required delivery date

Specification key for silicone hose

Example

TCS
BS
1½"
BN2
HI
08
1875
J
TCS
BS
1½"
2

Code no.

01	02	03	04	05	06	07	08	09	10	11	12

Specification key

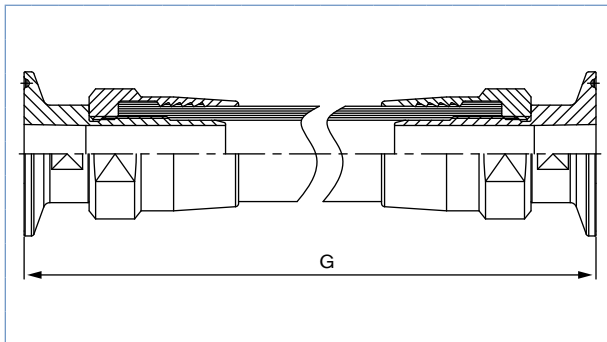
(Please make a choice)

01 / 09	Connection Type 1 / Connection Type 2
TCS	Clamp standard
SVS	Sterile connection standard
QCM	Quick-connect Male
QCF	Quick-connect Female
ACM	Aseptic Clamp 11864 Male
ACF	Aseptic Clamp 11864 Female
SWO	Weld end Orbital
02 / 10	Connection Size 1 / Connection Size 2
ISO	ISO dimension
DIN	DIN dimension
BS	BS-OD
03 / 11	Orifice 1 / Orifice 2
See *	Nominal diameter

04	Wetted parts material
BN2	1.4435
DIN no.	Other
05	Hose Type
HH	Without reinforcement
HI	Glass silk reinforced
HJ	Aramid reinforced
HK	Double aramid reinforced
HL	Stainless steel reinforced
06	Wetted parts surface
08	Ra < 0.8 µm
00	Other

07	Hose size [mm]
See **	Size G
08	Label
(Please insert required text into comment box)	
J	with hose tag
N	without hose tag
12	Certificate
0	None
2	FDA/USP/BfR
3	Inspection certificate 3.1
4	Pressure test
5	FDA/USP/BfR and 3.1
6	FDA/USP/BfR and 3.1 and Pressure test
7	FDA/USP/BfR and Pressure test

Please : * fill in the desired nominal diameter
** fill in the desired size (see drawing below)



Comments/sketch

NOTE: For other requests please contact your nearest Bürkert office

To find your nearest Bürkert facility, click on the orange box →

www.burkert.com