


## 3/2 way Solenoid Valve for pneumatics



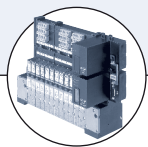
Type 6526 can be combined with...



**Type 2506**  
Cable plug




**Type 2510/2511**  
ASI cable plug




**Type 8640**  
Valve island



**Type 2031**  
Diaphragm valve



**Type 8644**  
Valve island



**Type 0044**  
Pneumatic cylinder

The solenoid valve Type 6526 consists of a pneumatic valve body fitted with Type 6106 rocker pilot valve.

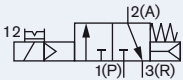
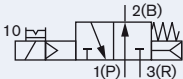
The rocker principle allows switching of high pressures together with low power consumption and fast response times. The extendable Type 6527 can be used for block modules (tag connectors in front) or for entire valve islands (8640 & 8644 - tag connectors at the block).

All valves are equipped with manual override as a standard.

Technical data	
<b>Orifice</b>	DN6.0
<b>Body material</b>	PA (Polyamide)
<b>Seal material</b>	NBR
<b>Media</b>	Lubricated and non-lubricated dry air; neutral gases (10 µm filtering)
<b>Media temperature</b>	-10 to +50 °C
<b>Ambient temperature</b>	-10 to +55 °C
<b>Manual override</b>	As a standard feature
<b>Port connection</b>	Flange for MP12
<b>Pneumatic module</b>	Type MP12 with G 1/8, Push-in connection Ø 8 mm
<b>Voltage tolerance</b>	± 10%
<b>Voltage</b>	24 V DC
<b>Nominal power</b>	2 W, 1 W
<b>Duty cycle</b>	Continuous operation (100% ED)
<b>Electrical connection</b>	Tag connector acc. to DIN EN 175301 - 803 (previously DIN 43650) Form C Type 2506
<b>Protection class</b>	IP65 (with cable plug)
<b>Weight</b>	85g
<b>Mounting</b>	with 2 screws M3 × 30
<b>Installation</b>	As required, preferably with actuator upright

## Ordering chart for valves

## 3/2 way solenoid valve without cable plug

Circuit function	Orifice [mm]	Q <sub>val</sub> value air [l/min]	Pressure range [bar]	Power consumption [W]	Response times		Article no. 24 V DC
					Opening [ms]	Closing [ms] <sup>4)</sup>	
<b>C</b> 3/2 way valve 	6	700	1.0-10 <sup>1)</sup>	2	20	12	156842 <sup>3)</sup>
			1.0-10 <sup>1)</sup>	2	20	12	163028 <sup>2), 3)</sup>
			2.0-10	2	20	12	156318 <sup>3)</sup>
			2.0-10	2	20	12	158944 <sup>2), 3)</sup>
			2.0-10	2	20	12	160405 <sup>2), 4)</sup>
			2.0-8.0	1	20	17	156840 <sup>3)</sup>
			2.0-8.0	1	20	12	158947 <sup>2), 3)</sup>
			2.0-8.0	1	20	12	160408 <sup>2), 4)</sup>
<b>D</b> 3/2 way valve 	6	700	1.0-10 <sup>1)</sup>	2	12	20	157672 <sup>3)</sup>
			1.0-10 <sup>1)</sup>	2	20	12	163029 <sup>2), 3)</sup>
			2.0-10	2	12	20	156320 <sup>3)</sup>
			2.0-10	2	20	12	158946 <sup>2), 3)</sup>
			2.0-10	2	20	12	160407 <sup>2), 4)</sup>
			2.0-8.0	1	17	20	156841 <sup>3)</sup>
			2.0-8.0	1	20	12	158948 <sup>2), 3)</sup>
			2.0-8.0	1	20	12	160409 <sup>2), 4)</sup>

<sup>1)</sup> Version with auxiliary pilot air.

<sup>2)</sup> Electrical connection above manual override.

<sup>3)</sup> "long version": can be mounted together with type 6527 on a valve island.

<sup>4)</sup> In combination with valve islands the closing time will be approx. 5ms longer.

Flow rate, Q<sub>val</sub>-value air [l/min]: Measured at +20 °C, 6 bar pressure at value inlet and 1 bar pressure difference

Pressure values [bar]: Measured as overpressure to the atmospheric pressure

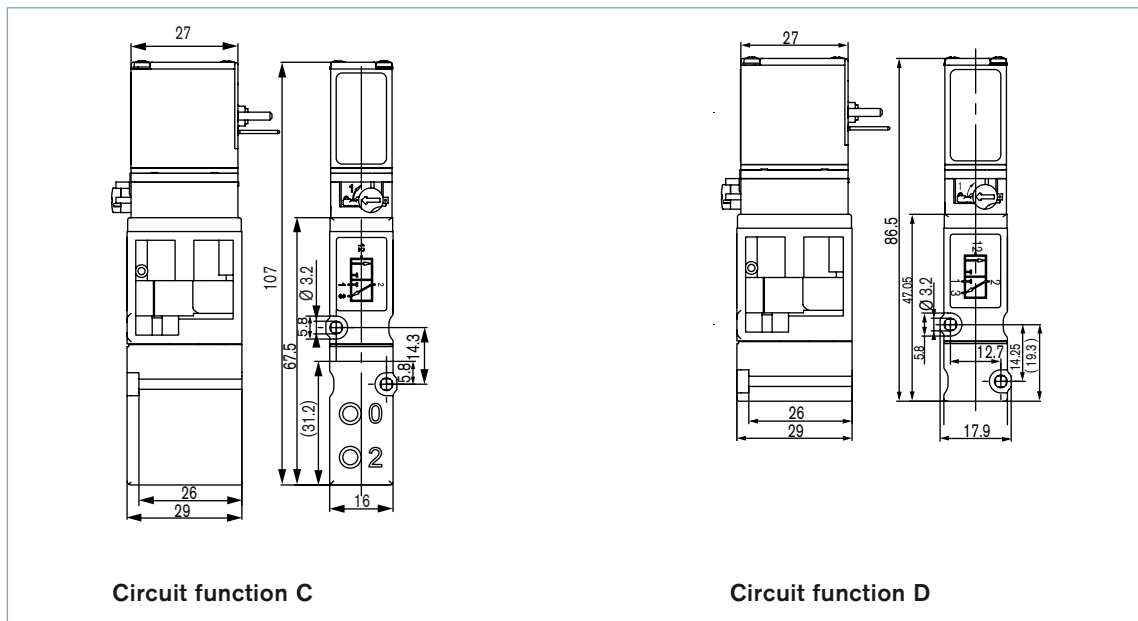
Response times [ms]: Measures acc. to ISO 12238

**Please note** that the cable plug has to be ordered separately, see ordering chart for accessories on last page or separate datasheet for Type 2506.

## Ordering chart for accessories: Type MP12 pneumatic modules

Module	Version	Feature	Article no.	
Connection module	right	G 3/8	655110	
		NPT 3/8	655112	
	left	G 3/8	655109	
		NPT 3/8	655111	
Pneumatic basic module 2 valves	push-in connection Ø 8 mm	without check valve	156617	
		with integrated check valve with R-channel	156635	
		with integrated check valve with R and S-channel	156632	
	connection G 1/8	without check valve	156620	
		with integrated check valve with R-channel	156636	
		with integrated check valve with R and S-channel	156633	
	connection NPT 1/8	without check valve	156631	
		with integrated check valve with R-channel	156637	
		with integrated check valve with R and S-channel	156634	
	Pneumatic basic module 4 valves	push-in connection Ø 8 mm	without check valve	156656
			with integrated check valve with R-channel	156662
			with integrated check valve with R and S-channel	156659
connection G 1/8		without check valve	156657	
		with integrated check valve with R-channel	156663	
		with integrated check valve with R and S-channel	156660	
NPT 1/8		without check valve	156658	
		with integrated check valve with R-channel	156664	
		with integrated check valve with R and S-channel	156661	
Covering plate			for unused valve positions	653765

## Dimensions [mm]

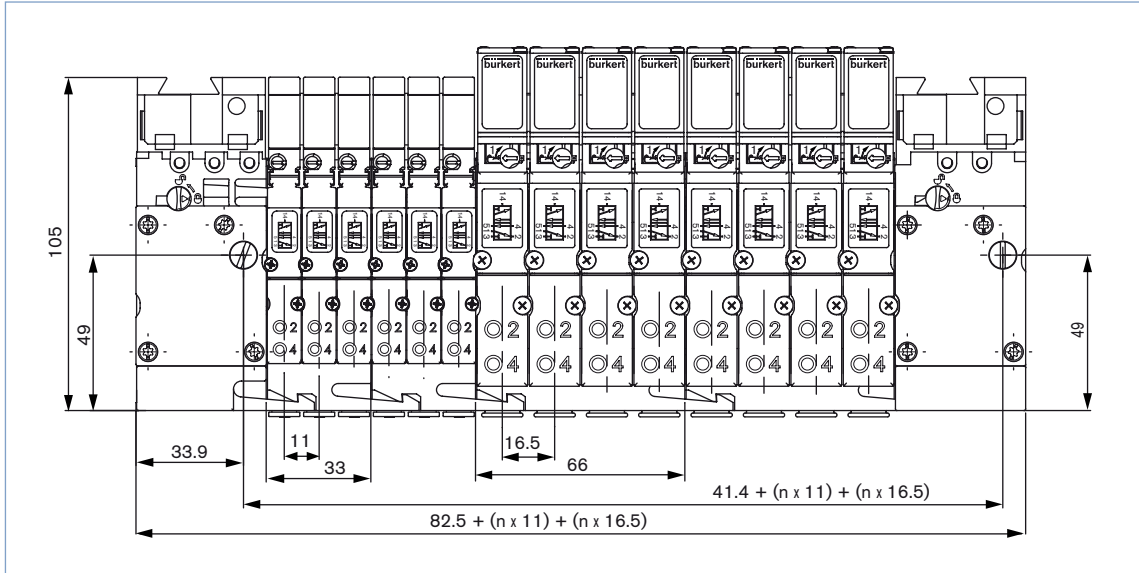


## Application example

14 Actuators (process valves, cylinder) are controlled

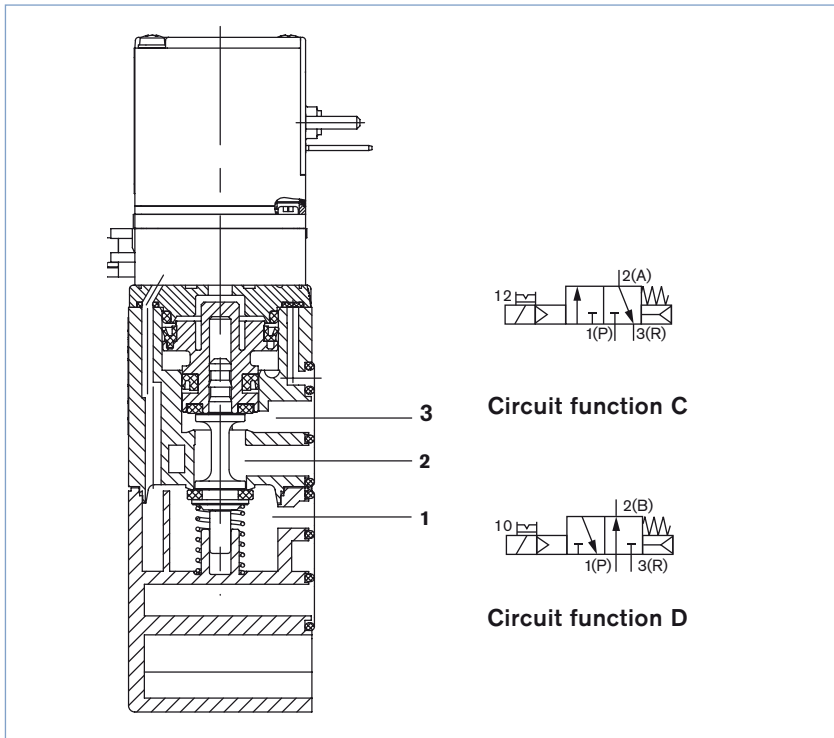
8 double acting actuators (large volume)

6 double acting actuators (small volume)



Quantity	Type	Version	Article no.
1	MP12	Connection module, right G 3/8	655110
2	MP12	Pneumatic basic module, 4 valves, push-in connection Ø 8 mm	156656
2	MP12 for Type 6525	Pneumatic basic module, 3 valves, push-in connection Ø 6 mm	156647
1	MP12	Connection module, left G 3/8	655109
8	6527	5/2 way- valve, WWC, $Q_{Nn}$ 700 l/min	156827
6	6525	5/2 way- valve, WWC, $Q_{Nn}$ 300 l/min	156733

Sectional drawing

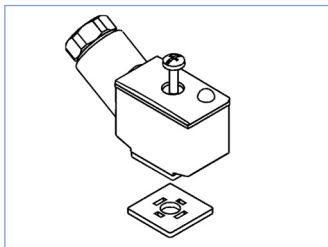


Ordering chart for accessories pneumatic modules Type MP12

Built-in circuitry	Voltage [V]	Supply voltage	Article no.
without built-in circuitry	0-250 V	DC	008353
with LED	12-24 V	DC	008402
with LED and varistor	12-24 V	DC	008408
with rectifier, LED and varistor	12-24 V	AC/DC	008354
with rectifier, LED and varistor	110-120 V	AC/DC	008355
with rectifier, LED and varistor	220-240 V	AC/DC	008356

Additional versions please see datasheets for Type 2506

The delivery of a socket connection includes the flat seal and the mounting screw. For other socket connection models with integrated circuitry to DIN EN 175301 -803 (previously DIN 43650) Form C, see datasheet 2506.



To find your nearest Bürkert facility, click on the orange box →

[www.burkert.com](http://www.burkert.com)

In case of special application conditions, please consult for advice.

We reserve the right to make technical changes without notice.

1802/3\_EU-en\_00891914